



Eko Electricity Distribution Plc
(Registration number 638862)

**FINANCIAL STATEMENTS
FOR THE YEAR ENDED DECEMBER 31, 2024**

Eko Electricity Distribution Plc

(Registration number 638862)

Financial Statements for the year ended December 31, 2024

Contents

	Page
Corporate information	2
Directors' report	3 - 5
Statement of directors' responsibilities	6
Management's annual assessment of, and report on, Eko Electricity Distribution Plc's internal control over financial reporting	7
Certification of management's assessment on internal control over financial reporting	8 - 9
Statement of corporate responsibility for financial statements	10
Corporate governance report	11 - 13
Audit committee report	14
Independent practitioner's report	15 - 16
Independent auditor's report	17 - 20
Statement of profit or loss and other comprehensive income	21
Statement of financial position	22
Statement of changes in equity	23
Statement of cash flows	24
Notes to the financial statements	25 - 63
Other national disclosures:	
Statement of value added	65
Five-year financial summary	66

Eko Electricity Distribution Plc

(Registration number 638862)

Financial Statements for the year ended December 31, 2024

Corporate information

Company registration number	638862
Country of incorporation and domicile	Nigeria
Directors	<div><div>Oritsedere Otubu Charles Momoh Tunji Olowolafe Babor Egeregor Ayodeji Gbeleyi Ignatius Ayewoh Simon Ani Tinuade Sanda Alex Okoh Nwangwu George Joseph Omokolapo Olaoluwa Adejare Aliyu Faruk Peters Olubunmi</div><div> (Resigned 30 December 2025) (Resigned 30 December 2025) (Resigned 30 December 2025) (Resigned 30 December 2025) (Appointed 12 November 2024) (Resigned 12 November 2024) (Resigned 06 May 2024) (Resigned 06 May 2024) (Resigned 26 January 2024) (Appointed 30 December 2025) (Appointed 30 December 2025) (Appointed 30 December 2025) (Appointed 30 December 2025) (Appointed 30 December 2025)</div></div>
Registered office	24/25 Marina Road, Lagos State
Secretary	GEP Nominees Limited
Auditors	<div>PricewaterhouseCoopers FF Millenium Towers 13/14, Ligali Ayorinde Street Victoria Island Lagos, Nigeria</div>
Bankers	<div>First City Monument Bank Limited Union Bank of Nigeria Plc United Bank for Africa Plc Wema Bank Plc Zenith Bank Plc</div>
FRC registration number	FRC/2017/00000011230

Eko Electricity Distribution Plc

(Registration number 638862)

Financial Statements for the year ended December 31, 2024

Directors' report

The Directors submit their report together with the audited financial statements for the year ended December 31, 2024, which discloses the state of affairs of Eko Electricity Distribution Plc.

1. Nature of business

Eko Electricity Distribution Plc ("the Company") was incorporated in Nigeria with interests in the Services industry. The Company operates in Nigeria, and was incorporated on 9 November 2005 as a public limited liability company to take over as a going concern, the electricity distribution activities and related business of the Power Holding Company of Nigeria ("PHCN") within Eko zone which comprises of 12 districts namely; Apapa, Agbara, Ojo, Festac, Ijora, Islands, Lekki, Mushin, Orile, Ibeju, Ajah and Ajele districts.

As part of the Federal Government of Nigeria's ("FGN's") initiative to transform the power sector, the Nigerian Electricity Regulatory Commission ("NERC") was established in October 2005 as required under the Electric Power Sector Reform Act ("EPSRA") 2005. NERC is Nigeria's independent regulatory agency for the Nigerian electricity industry comprising generation, transmission and distribution sectors and regulates the activities of the Company.

In 2013, the FGN completed its planned privatisation of the power sector effectively handing over 5 generation and 11 distribution companies to new owners under various share sale agreements. As a result of this, 60% equity interest in the Company was acquired by a Nigerian company, West Power and Gas Limited ("WPG"). In 2008, NERC introduced a Multi-Year Tariff Order ("MYTO") as the framework for determining the industry pricing structure and this forms the basis of revenue earned by the Company after taking into consideration changes as applicable per the Transitional Electricity Market ("TEM") rules as issued by NERC via Order number 136 dated 29 January 2015 and effective 1 February 2015. The TEM rules were amended on 18 March 2015 and the amended rules became effective 1 April 2015.

On 8 June 2023, the Electricity Bill 2023 was signed into law as Electricity Act, 2023 ("the Act"). The Act provides a detailed framework for the operation of a fully privatized, cost and service reflective tariff, contract and rule-based competitive electricity market in Nigeria. It is expected that the policies and regulatory measures introduced by the act will affect the operations of the company, such as the introduction of State Electricity Regulatory Commissions, the possibility of a 100% private ownership as it is expected that the federal government 40% ownership will be transferred to private investors, the legal right for states and private entities to generate and distribute electricity. The act also encourage investment in infrastructure and technology which will aid in the reduction of losses. It should be noted that the introduction of this act does not in any way affect the going concern of the company.

There have been no material changes to the nature of the company's business from the prior year.

2. Review of financial results and activities

The financial statements have been prepared in accordance with IFRS Accounting Standards and the requirements of the Companies and Allied Matters Act 2020 and The Financial Reporting Council Act 2023 (as amended). The accounting policies have been applied consistently for the years presented.

The Company's result for the year ended are set out on page 22. The summarised results are presented below.

Results

Results	2024	2023
	N. '000	N. '000
Profit before tax	70,594,199	9,639,832
Taxation	(24,401,589)	414,262
Profit after tax	46,192,610	10,054,094

Full details of the financial position, results of operations and cash flows of the Company are set out in these financial statements.

3. Share capital

Indirect shares

As of 31 December 2024, the Directors of EKEDP highlighted below indirectly held a total of 46,356,800 shares in West Power and Gas Limited (WPG). This represents 19% of the total shares in WPG and translates to an indirect shareholding in EKEDP.

Eko Electricity Distribution Plc

(Registration number 638862)

Financial Statements for the year ended December 31, 2024

Directors' report

3. Share capital (continued)

	2024 N. '000	2023 N. '000	2024 Number of shares	2023 Number of shares
Issued				
Charles Momoh (through Atlantic Meridean Limited)	17,753,900	17,753,900	35,507,800	35,507,800
Tunji Olowolafe (through Kagera Limited)	5,424,500	5,424,500	10,849,000	10,849,000
	23,178,400	23,178,400	46,356,800	46,356,800

For the purpose of Section 303 of the Companies and Allied Matters Act of Nigeria 2020, no other Director has notified the Company of any declarable interests in contracts with the Company, except as disclosed in Note 36 to these financial statements.

Shareholding structure	2024	%	2023	%
West Power and Gas Limited	240,000,000	60	240,000,000	60
Bureau of Public Enterprises	128,000,000	32	128,000,000	32
Ministry of Finance Incorporated	32,000,000	8	32,000,000	8
	400,000,000	100	400,000,000	100

There have been no changes to the authorised or issued share capital during the year under review.

The company's board of directors, at its 61st meeting held on 22nd December 2025, declared a dividend of N5 billion for the 2024 financial year based on the fiscal performance.

4. Directorate

The directors in office during the year and at the date of this report are as follows:

Directors	FRC NO.	Office	Designation	Changes
Oritsedere Otubu	FRC/2013/PRO/00000004695	Chairman	Non-Executive Director	Resigned 30 December 2025
Tunji Olowolafe			Non-Executive Director	Resigned 30 December 2025
Charles Momoh	FRC/2024/PRO/DIR/003/329449		Non-Executive Director	Resigned 30 December 2025
Simon Ani			Non-Executive Director	Resigned 06 May 2024
Ayodeji Gbeleyi	FRC/2015/PRO/DIR/003/00000012331		Non-Executive Director	Appointed 12 November 2024
Babor Egeregor			Non-Executive Director	Resigned 30 December 2025
Ignatius Ayewoh	FRC/2022/PRO/AU DITCOM/002/794885		Non-Executive Director	Resigned 12 November 2024
Alex Okoh	FRC/2019/IODN/00000019210		Non-Executive Director	Resigned 26 January 2024
Tinuade Sanda	FRC/2015/ICAN/00 000012005		MD/CEO	Recalled by WPG and subsequently terminated 06 May 2024

5. Holding company

The Company's holding company is West Power and Gas Limited which holds 60% (2023: 60%) of the Company's equity. West Power and Gas Limited is incorporated in Nigeria.

6. Events after the reporting period

Events after the reporting date have been disclosed in Note 41 to the financial statements.

7. Property, plant and equipment

Information relating to changes in property plant and equipment is disclosed in Note 18 to these financial statements.

Eko Electricity Distribution Plc

(Registration number 638862)

Financial Statements for the year ended December 31, 2024

Directors' report

8. Charitable donations

In accordance with Section 43 (2) of the Companies and Allied Matters Act 2020, the Company didn't make donation to social causes during the year (2023: N256.34 million).

9. Employment and employees

a. Employee consultation and training

The Company places considerable value on the involvement of its employees in major policy matters and keeps them informed on matters affecting them as employees and on various factors affecting the performance of the Company. This is achieved through regular meetings with employees and consultations with their representatives. Management, professional and technical expertise are the Company's major assets. The Company continues to invest in developing such skills. The Company has in-house training facilities, complemented, when and where necessary with external and overseas training for its employees. This has broadened opportunities for career development within the organization.

b. Dissemination of information

In order to maintain shared perception of our goals, the Company is committed to communicating information to employees in a fast and effective manner, as possible. This is considered critical to the maintenance of team spirit and high employee morale.

c. Employment of physically challenged persons

The Company has 30 physically challenged persons in its employment (2023: 32). Applications for employment by physically challenged persons are always fully considered, bearing in mind the respective aptitudes and abilities of the applicants concerned. In the event of members of staff becoming physically challenged, every effort is made to ensure that their employment with the Company continues and that appropriate training is arranged. It is the policy of the Company that training, career development and promotion of physically challenged persons should, as much as possible, be identical with that of other employees.

d. Employee health, safety and welfare

The Company places a high premium on the health, safety and welfare of its employees in their places of work. To this end, the Company has various forms of insurance policies, including workmen's compensation and group life insurance, to adequately secure and protect its employees.

The Company has a well-established Environmental Health and Safety ("EH&S") management system, which formalises EH&S processes, procedures and programmes and provides for integration of EH&S issues into business planning and operations. It is the Company's goal to ensure that incident free safety record in operations is amongst the best, both locally and globally, upon which it has set its safety policy.

10. Auditor

PricewaterhouseCoopers(PwC) has indicated its willingness to continue in office as auditor in accordance with S.401(2) of the Companies and Allied Matters Act 2020, Laws of the Federation of Nigeria.

11. Date of authorisation for issue of financial statements

The financial statements have been authorised for issue by the Directors on Monday, December 22, 2025. No authority was given to anyone to amend the financial statements after the date of issue.

Signed on behalf of the Board of Directors by:

Company Secretary
Diana Abasi Okop
FRC/2021/PRO/00000024950

GEP Nominees Limited
FRC/2023/COY/288969

Monday, December 22, 2025

Eko Electricity Distribution Plc

(Registration number 638862)

Financial Statements for the year ended December 31, 2024

Statement of directors' responsibilities

The Companies and Allied Matters Act requires the directors to prepare financial statements for each financial year that give a true and fair view of the state of financial affairs of the Company at the end of the year and of its profit or loss. The responsibilities include ensuring that the Company:

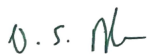
- a) keeps proper accounting records that disclose, with reasonable accuracy, the financial position of the Company and comply with the requirements of the Companies and Allied Matters Act and the Financial Reporting Council of Nigeria (Amendment) Act, 2023;
- b) establishes adequate internal controls to safeguard its assets and to prevent and detect fraud and other irregularities; and
- c) prepares its financial statements using suitable accounting policies supported by reasonable and prudent judgments and estimates, and are consistently applied.

The Directors accept responsibility for the financial statements, which have been prepared using appropriate accounting policies supported by reasonable and prudent judgments and estimates, in conformity with the International Financial Reporting Standards (IFRS) Accounting Standards and the requirements of the Companies and Allied Matters Act and the Financial Reporting Council of Nigeria (Amendment) Act, 2023.

The financial statements give a true and fair view of the state of the financial affairs of the Company and of its results for the year. The Directors further accept responsibility for the maintenance of accounting records that may be relied upon in the preparation of financial statements, as well as adequate systems of internal control.

Nothing has come to the attention of the Directors to indicate that the Company will not remain a going concern for at least twelve months from the date of approval of these financial statements.

Approval of financial statements



Oritsedere Otubu
Chairman
FRC/2013/PRO/00000004695

22 December 2025



Charles Momoh
Director
FRC/2024/PRO/DIR/003/329449

22 December 2025

Eko Electricity Distribution Plc

(Registration number 638862)

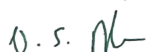
Financial Statements for the year ended December 31, 2024

Management's annual assessment of, and report on, Eko Electricity Distribution Plc's internal control over financial reporting

To comply with the assessment requirements of the FRC Guidance on Management Report on Internal Control Over Financial Reporting issued by the Financial Reporting Council of Nigeria, we hereby make the following statements regarding the Internal Controls of Eko Electricity Distribution Plc for the year ended 31 December 2024:

- i. Eko Electricity Distribution Plc's management is responsible for establishing and maintaining a system of internal control over financial reporting ("ICFR") that provides reasonable assurance regarding the reliability of financial reporting and the preparation of financial statements for external purposes in accordance with International Financial Reporting Standards.
- ii. Eko Electricity Distribution Plc's management used the Committee of Sponsoring Organization of the Treadway Commission (COSO) Internal Control-Integrated Framework to conduct the required evaluation of the effectiveness of the entity's ICFR;
- iii. Eko Electricity Distribution Plc's management has assessed that the entity's ICFR as of the end of 31 December 2024 is effective.
- iv. Eko Electricity Distribution Plc's external auditor Messrs PricewaterhouseCoopers that audited the financial statements, included in the annual report, has issued an attestation report on management's assessment of the entity's internal control over financial reporting.

The attestation report of Messrs PricewaterhouseCoopers that audited its financial statements will be filed as part of Eko Electricity Distribution Plc's annual report.



Oritsedere Otubu
Chairman
FRC/2013/PRO/00000004695
Monday, December 22, 2025



Momoh Rekhia
Chief Executive Officer
FRC/2024/PRO/NIM/002/949539
Monday, December 22, 2025

Eko Electricity Distribution Plc

(Registration number 638862)


Financial Statements for the year ended December 31, 2024

Certification of management's assessment on internal control over financial reporting

To comply with the assessment requirements of the FRC Guidance on Management Report on Internal Control Over Financial Reporting issued by the Financial Reporting Council of Nigeria, I hereby make the following statements regarding the internal control over financial reporting of Eko Electricity Distribution Plc for the year ended 31 December 2024.

I, Momoh Rekhiat, certify that:

- a) I have reviewed this management assessment on internal control over financial reporting of Eko Electricity Distribution Plc ;
- b) Based on my knowledge, this report does not contain any untrue statement of a material fact or omit to state a material fact necessary to make the statements made, in light of the circumstances under which such statements were made, not misleading with respect to the period covered by this report;
- c) Based on my knowledge, the financial statements, and other financial information included in this report, fairly present in all material respects the financial condition, results of operations and cash flows of the entity as of, and for, the periods presented in this report;
- d) The entity's other certifying officer and I:
 - 1) are responsible for establishing and maintaining internal controls;
 - 2) have designed such internal controls and procedures, or caused such internal controls and procedures to be designed under our supervision, to ensure that material information relating to the entity, is made known to us by others within those entities, particularly during the period in which this report is being prepared;
 - 3) have designed such internal control system, or caused such internal control system to be designed under our supervision, to provide reasonable assurance regarding the reliability of financial reporting and the preparation of financial statements for external purposes in accordance with generally accepted accounting principles;
 - 4) have evaluated the effectiveness of the entity's internal controls and procedures as of a date within 90 days prior to the report and presented in this report our conclusions about the effectiveness of the internal controls and procedures, as of the end of the period covered by this report based on such evaluation.
- e) The entity's other certifying officer and I have disclosed, based on our most recent evaluation of internal control system, to the entity's auditors and the audit committee of the entity's board of directors (or persons performing the equivalent functions):
 - 1) All significant deficiencies and material weaknesses in the design or operation of the internal control system which are reasonably likely to adversely affect the entity's ability to record, process, summarize and report financial information; and
 - 2) Any fraud, whether or not material, that involves management or other employees who have a significant role in the entity's internal control system.
- f) The entity's other certifying officer(s) and I have identified, in the report whether or not there were significant changes in internal controls or other facts that could significantly affect internal controls subsequent to the date of their evaluation including any corrective actions with regard to significant deficiencies and material weaknesses.



Momoh Rekhiat
Chief Executive Officer
FRC/2024/PRO/NIM/002/949539
Monday, December 22, 2025

Eko Electricity Distribution Plc

(Registration number 638862)

Financial Statements for the year ended December 31, 2024

Certification of management's assessment on internal control over financial reporting

To comply with the assessment requirements of the FRC Guidance on Management Report on Internal Control Over Financial Reporting issued by the Financial Reporting Council of Nigeria, I hereby make the following statements regarding the internal control over financial reporting of Eko Electricity Distribution Plc for the year ended 31 December 2024.

I, Joseph Esenwa, certify that:

- a) I have reviewed this management assessment on internal control over financial reporting of Eko Electricity Distribution Plc ;
- b) Based on my knowledge, this report does not contain any untrue statement of a material fact or omit to state a material fact necessary to make the statements made, in light of the circumstances under which such statements were made, not misleading with respect to the period covered by this report;
- c) Based on my knowledge, the financial statements, and other financial information included in this report, fairly present in all material respects the financial condition, results of operations and cash flows of the entity as of, and for, the periods presented in this report;
- d) The entity's other certifying officer and I:
 - 1) are responsible for establishing and maintaining internal controls;
 - 2) have designed such internal controls and procedures, or caused such internal controls and procedures to be designed under our supervision, to ensure that material information relating to the entity, is made known to us by others within those entities, particularly during the period in which this report is being prepared;
 - 3) have designed such internal control system, or caused such internal control system to be designed under our supervision, to provide reasonable assurance regarding the reliability of financial reporting and the preparation of financial statements for external purposes in accordance with generally accepted accounting principles;
 - 4) have evaluated the effectiveness of the entity's internal controls and procedures as of a date within 90 days prior to the report and presented in this report our conclusions about the effectiveness of the internal controls and procedures, as of the end of the period covered by this report based on such evaluation.
- e) The entity's other certifying officer and I have disclosed, based on our most recent evaluation of internal control system, to the entity's auditors and the audit committee of the entity's board of directors (or persons performing the equivalent functions):
 - 1) All significant deficiencies and material weaknesses in the design or operation of the internal control system which are reasonably likely to adversely affect the entity's ability to record, process, summarize and report financial information; and
 - 2) Any fraud, whether or not material, that involves management or other employees who have a significant role in the entity's internal control system.
- f) The entity's other certifying officer(s) and I have identified, in the report whether or not there were significant changes in internal controls or other facts that could significantly affect internal controls subsequent to the date of their evaluation including any corrective actions with regard to significant deficiencies and material weaknesses.



Joseph Esenwa
Chief Financial Officer
FRC/2013/PRO/00000001049
Monday, December 22, 2025

Eko Electricity Distribution Plc

(Registration number 638862)

Financial Statements for the year ended December 31, 2024

Statement of corporate responsibility for financial statements

Further to the provisions of Section 405 of the Companies and Allied Matters Act 2020, we hereby certify the financial statements of Eko Electricity Distribution Plc for the year ended 31 December 2024 as follows:

- a) That we have reviewed the audited financial statements of the Company for the year ended 31 December 2024;
- b) That the audited financial statements do not contain any untrue statement of material fact or omit to state a material fact which would make the statements misleading in the light of the circumstances under which such statement was made;
- c) That the audited financial statements and all other information included in the statements fairly present, in all material respects, the financial condition and results of operation of the Company as of and for the year ended 31 December, 2024;
- d) That we are responsible for establishing and maintaining internal controls and have designed such internal controls to ensure that material information relating to the Company is made known to us by other officers of the Company, particularly during the period in which the audited financial statement reports are being prepared;
- e) That we have evaluated the effectiveness of the Company's internal controls within 90 days prior to the date of audited financial statements, and certify that the Company's internal controls are effective as of that date;
- f) That we have disclosed the following information to the Company's auditors:
 - i) there are no significant deficiencies in the design or operation of internal controls which could adversely affect the Company's ability to record, process, summarise and report financial data, and have identified for the Company's auditors any material weaknesses in internal controls, and
 - ii) there is no fraud that involves management or other employees who have a significant role in the Company's internal controls.
- g) That there were no significant changes in internal controls or in other factors that could significantly affect internal controls subsequent to the date of their evaluation, including any corrective actions with regard to significant deficiencies and material weaknesses.



Momoh Rekhiat
Chief executive officer
FRC/2024/PRO/NIM/002/949539
Monday, December 22, 2025



Joseph Esenwa
Chief financial officer
FRC/2013/PRO/00000001049
Monday, December 22, 2025

Eko Electricity Distribution Plc

(Registration number 638862)

Financial Statements for the year ended December 31, 2024

Corporate governance report

Subsequent to WPG's acquisition of 60% equity interest in the Company, and consistent with applicable NERC rules, the Board re-emphasized the maintenance of high standards of corporate governance, central to achieving the Company's objective of maximizing shareholder value. As a result, the Board has a schedule of matters reserved specifically for its decision and the Directors have been empowered by the provision of access to learning appropriate professional skills and knowledge development.

NERC rules require that the Company has at least five Directors of which at least one must be an independent Director. As at the date of the financial statements approval, the Company currently has 5 non-executive directors and no executive director. None of them is an independent director. The non-executive Directors bring to the table their broad knowledge of business and their financial, commercial and technical experience.

Names of directors:

1	Oritsedere Otubu	Chairman/Non-executive Director
2	Charles Momoh	Non-executive Director
3	Ayodeji Gbeleyi	Non-executive Director
4	Babor Egeregor	Non-executive Director
5	Tunji Olowolafe	Non-executive Director
6	Simon Ani (Recalled)	Former Non-executive Director
7	Tinuade Sanda (Recalled and terminated)	Former Managing Director/Chief Executive Officer
8	Alex Okoh (Resigned)	Former Non-executive Director
9	Ignatius Ayewoh (Recalled)	Former Non-executive Director

Board committees

There are five (5) board committees, they are as follows:

- Finance and General Purpose Committee
- Board Strategy and Technical Matters Committee
- Board Human Resources and Administration Committee
- Legal, Corporate Governance and Regulatory Committee
- Audit and Compliance Committee

Board committee functions

The functions of the board committees are as follow :

a. Finance and General Purpose Committee

The members of this committee during the year were as follows:

1	Charles Momoh	Chairman
2	Tunji Olowolafe	Member
3	Babor Egeregor	Member
4	Ayodeji Gbeleyi	Member
5	Tinuade Sanda (Recalled and terminated)	Former Managing Director
6	Ignatius Ayewoh (Recalled)	
7	Alex Okoh (Resigned)	
8	Simon Ani (Recalled)	

The primary objective of the committee is to carry out oversight functions on matters relating to or affecting the Company's financial direction and the development and implementation of necessary initiatives. The committee is responsible for proffering independent recommendations to the Board on financial matters.

The committee also has the following responsibilities:

- Provide oversight with respect to capital structure, cash flows and key financial ratios of the Company and make recommendations with respect to the Company's financial policies.
- Review policies with respect to distributions to shareholders generally, make recommendations with respect to the declaration of dividends, and also recommend the repurchase of shares of the Company from time to time consistent with authority levels established by the Board.
- Review the Company's liquidity position, including the Company's credit facilities.
- Review the Company's credit ratings and monitor its activities with respect to credit rating agencies.
- Review financial plan and make recommendations on behalf of the Board as part of its oversight functions.
- Assist the Board in fulfilling its responsibilities relating to managing the financial activities of the Company.
- Periodically review the Company's investor relation's program, shareholder profile and analyst coverage.

Eko Electricity Distribution Plc

(Registration number 638862)

Financial Statements for the year ended December 31, 2024

Corporate governance report

- Any additional matters delegated to the committee by the Board.

b. Board Strategy and Technical Matters Committee

The members of this committee during the year were as follows:

1	Tunji Olowolafe	Chairman
2	Charles Momoh	Member
3	Ayodeji Gbeleyi	Member
4	Babor Egeregor	Member
5	Simon Ani (Recalled)	Former Chairman
6	Tinuade Sanda (Recalled and terminated)	Former Managing Director
7	Alex Okoh (Resigned)	
8	Ignatius Ayewoh (Recalled)	

The primary objective of the committee is to assist the Board in its oversight of the strategic and technical operations and activities of the Company in delivering its business plans whilst not diluting the accountability of the Company's executive team for the management of strategy and technical operations of the Company.

c. Board Human Resources and Administration Committee

The members of this committee during the year were as follows:

1	Tunji Olowolafe	Chairman
2	Charles Momoh	Member
3	Ayodeji Gbeleyi	Member
4	Babor Egeregor	Member
5	Simon Ani (Recalled)	
6	Tinuade Sanda (Recalled and terminated)	Former Managing Director
7	Alex Okoh (Resigned)	
8	Ignatius Ayewoh (Recalled)	

The Board Human Resources and Administration Committee is responsible for assisting the Board of Directors in fulfilling its oversight responsibilities in relation to:

- The compensation of the Managing Director/Chief Executive Officer and senior management.
- The selection and retention of staff.
- Planning for the succession of staff.
- Professional development for staff.
- The management of pension and significant benefit plans for employees; and any additional matters delegated to the human resources committee by the board.

d. Legal, Corporate Governance and Regulatory Committee

The members of this committee during the year were as follows:

1	Babor Egeregor	Chairman
2	Charles Momoh	Member
3	Ayodeji Gbeleyi	Member
4	Tunji Olowolafe	Member
5	Simon Ani (Recalled)	
6	Alex Okoh (Resigned)	
7	Tinuade Sanda (Recalled and terminated)	Former Managing Director
8	Ignatius Ayewoh (Recalled)	

The primary objective of the committee is to carry out oversight functions on matters relating to the Company in respect of corporate procedures, corporate governance, statutory/regulatory and procedural compliance, general legal matters and policies. The committee is also responsible for the following:

- Review of the Company's corporate governance matters and make recommendation to the Board.
- Review and advise the Company on contentious legal issues that may arise and proffering solutions.
- Seek any information it requires from any employee of the Company.
- Obtain any independent legal or other professional advice and to source the attendance of external advisers at its meetings if it considers this necessary, at the Company's expense.

Eko Electricity Distribution Plc

(Registration number 638862)

Financial Statements for the year ended December 31, 2024

Corporate governance report

e. Audit and Compliance Committee

The members of this committee during the year were as follows:

1	Ayodeji Gbeleyi	Chairman
2	Charles Momoh	Member
3	Tunji Olowolafe	Member
4	Babor Egeregor	Member
5	Alex Okoh (Resigned)	
6	Simon Ani (Recalled)	
7	Ignatius Ayewoh	Former Chairman

The committee derives its authority from the Board to:

- Assist the Board in effectively discharging its responsibilities prescribed by applicable laws relating to financial accountability, audit, risk assessment, financial and performance management and financial reporting process.
- Adequately monitor and manage the Company's system of internal control, audit process and ensure due compliance with relevant Corporate Governance and Regulatory Policies.
- Pre-recommend all auditing and non-audit services.

Eko Electricity Distribution Plc

(Registration number 638862)

Financial Statements for the year ended December 31, 2024

Audit committee report

This report is provided by the audit committee appointed in respect of the 2024 financial year of Eko Electricity Distribution Plc.

1. Members of the Audit Committee

The committee is satisfied that the members thereof have the required knowledge and experience as set out in the Companies and Allied Matters Act of Nigeria, Cap C20 LFN 2020.

The audit and compliance committee's overall purpose is to enhance confidence in the integrity of the Company's processes and procedures relating to internal control and corporate reporting. The audit and compliance committee is responsible for the review of financial reporting, appointment and provision of oversight for the work of the external auditor.

The committee makes recommendations to the Board concerning internal financial controls, effectiveness of its internal audit functions viz a viz compliance with internal processes and procedures. It also ensures statutory compliance with the provisions of Companies and Allied Matters Act of Nigeria, Cap C20 LFN 2020.

2. Meetings held by the Audit Committee

The audit committee performs the duties laid upon it by the Nigerian Code of Corporate Governance (NCCG) 2018, issued by the Financial Reporting Council of Nigeria (FRCN) by holding meetings with the key role players on a regular basis and by the unrestricted access granted to the external auditors.

The committee held two (2) scheduled meetings during 2024 and all the members of the committee attended all the meetings.

3. External auditor

The audit committee has nominated PricewaterhouseCoopers as the independent auditor for the performance of the 2024 audit.

The committee satisfied itself through enquiry that the external auditors are independent as defined by the Companies and Allied Matters Act of Nigeria, Cap C20 LFN 2020 and as per the standards stipulated by the auditing profession. Requisite assurance was sought and provided in accordance with the Companies and Allied Matters Act of Nigeria, Cap C20 LFN 2020 that internal governance processes within the firm support and demonstrate the claim to independence.

The audit committee in consultation with executive management, agreed to the terms of the engagement. The audit fee for the external audit has been considered and approved taking into consideration such factors as the timing of the audit, the extent of the work required and the scope.

4. Financial statements

Following the review of the financial statements, the audit committee recommend board approval thereof.

On behalf of the audit committee



Ayodeji Gbeleyi
Chairman Audit Committee
FRC/2015/PRO/DIR/003/00000012331

Monday, December 22, 2025



Independent practitioner's report

To the Members of Eko Electricity Distribution Plc

Report on an assurance engagement performed by an independent practitioner to report on management's assessment of controls over financial reporting

Our opinion

In our opinion, nothing has come to our attention that the internal control procedures over financial reporting put in place by management of Eko Electricity Distribution Plc ("the company's") are not adequate as of 31 December 2024, based on the FRC Guidance on Management Report on Internal Control Over Financial Reporting issued by the Financial Reporting Council of Nigeria.

What we have performed

We have performed an assurance engagement on Eko Electricity Distribution Plc's internal control over financial reporting as of December 31, 2024, based on FRC Guidance on Assurance Engagement Report on Internal Control Over Financial Reporting ("the Guidance") issued by the Financial Reporting Council of Nigeria. The company's management is responsible for maintaining effective internal control over financial reporting, and for its assessment of the effectiveness of internal control over financial reporting, included in the accompanying Management's Annual Assessment of, and Report on, Eko Electricity Distribution Plc's Internal Control over Financial Reporting. Our responsibility is to express an opinion on the company's internal control over financial reporting based on our assurance engagement.

Basis for opinion

We conducted our assurance engagement in accordance with the Guidance, which requires that we plan and perform the assurance engagement and provide a limited assurance report on the entity's internal control over financial reporting based on our assurance engagement. As prescribed in the Guidance, the procedures we performed included obtaining an understanding of internal control over financial reporting, assessing the risk that a material weakness exists, and testing and evaluating the design and operating effectiveness of internal control based on the assessed risk. Our engagement also included performing such other procedures as we considered necessary in the circumstances. We believe the procedures performed provide a basis for our report on the internal control put in place by management over financial reporting.

Definition and limitations of internal control over financial reporting

A company's internal control over financial reporting is a process designed to provide reasonable assurance regarding the reliability of financial reporting and the preparation of financial statements for external purposes in accordance with generally accepted accounting principles. A company's internal control over financial reporting includes those policies and procedures that (i) pertain to the maintenance of records that, in reasonable detail, accurately and fairly reflect the transactions and dispositions of the assets of the company; (ii) provide reasonable assurance that transactions are recorded as necessary to permit preparation of financial statements in accordance with generally accepted accounting principles, and that receipts and expenditures of the company are being made only in accordance with authorizations of management and directors of the company; and (iii) provide reasonable assurance regarding prevention or timely detection of unauthorised acquisition, use, or disposition of the company's assets that could have a material effect on the financial statements.

PricewaterhouseCoopers
FF Millenium Towers, 13/14 Ligali Ayorinde Street, Victoria Island,
Lagos, Nigeria



Because of its inherent limitations, internal control over financial reporting may not prevent or detect all misstatements. Also, projections of any evaluation of effectiveness to future periods are subject to the risk that controls may become inadequate because of changes in conditions, or that the degree of compliance with the policies or procedures may deteriorate.

Other matter

We also have audited, in accordance with the International Standards on Auditing, the financial statements of Eko Electricity Distribution Plc and our report dated 04 February 2026 expressed an unqualified opinion.

Akinyemi Akingbade

For: **PricewaterhouseCoopers**
Chartered Accountants
Lagos, Nigeria
FRC/2023/COY/176894

Engagement Partner: Akinyemi Akingbade
FRC/2013/PRO/ICAN/004/00000004012



04 February 2026



Independent auditor's report

To the Members of Eko Electricity Distribution Plc

Report on the audit of the financial statements

Our opinion

In our opinion, Eko Electricity Distribution Plc's ("the company's") financial statements give a true and fair view of the financial position of the company as at 31 December 2024, and of its financial performance and its cash flows for the year then ended in accordance with international financial reporting standards as issued by the International Accounting Standards Board ("IFRS Accounting Standards") and the requirements of the Companies and Allied Matters Act and the Financial Reporting Council of Nigeria (Amendment) Act, 2023.

What we have audited

Eko Electricity Distribution Plc's financial statements comprise:

- the statement of profit or loss and other comprehensive income for the year ended 31 December 2024;
- the statement of financial position as at 31 December 2024;
- the statement of changes in equity for the year then ended;
- the statement of cash flows for the year then ended; and
- the notes to the financial statements, which include a summary of material accounting policies.

Basis for opinion

We conducted our audit in accordance with International Standards on Auditing (ISAs). Our responsibilities under those standards are further described in the Auditor's responsibilities for the audit of the financial statements section of our report.

We believe that the audit evidence we have obtained is sufficient and appropriate to provide a basis for our opinion.

Independence

We are independent of the company in accordance with the International Code of Ethics for Professional Accountants (including International Independence Standards), i.e. the IESBA Code issued by the International Ethics Standards Board for Accountants. We have fulfilled our other ethical responsibilities in accordance with the IESBA Code.

Key audit matters

Key audit matters are those matters that, in our professional judgement, were of most significance in our audit of the financial statements of the current period. These matters were addressed in the context of our audit of the financial statements as a whole, and in forming our opinion thereon, and we do not provide a separate opinion on these matters.

PricewaterhouseCoopers
FF Millenium Towers, 13/14 Ligali Ayorinde Street, Victoria Island,
Lagos, Nigeria

Key audit matter	How our audit addressed the key audit matter
<p>Impairment of trade receivables</p> <p>Refer to notes 4(m), 6(ii), 9.5(a), 12 and 22 of these financial statements</p> <p>The company bills its customers monthly using the Multi-Year Tariff Order (MYTO). Customers are classified based on their payment pattern as prepaid and post-paid. The risk of impairment to trade receivables relates to only post-paid customers because some customers do not make payment as and when due on the bills.</p> <p>We focused on this area due to the materiality of the trade receivable of ₦185.75 billion and resulting impairment of ₦60.34 billion and because it requires significant judgment both for timing of recognition of impairment and estimation of the amount of such impairment.</p> <p>The expected credit loss (ECL) model requires significant judgment in measuring ECL especially incorporating forward looking information in building the economic scenarios used in the ECL model.</p> <p>The company utilised the “simplified approach’ model in determining the provision for impairment for the trade receivables. Under the simplified approach, the provision combines the historical loss rate with forward looking assumptions (forecast GDP growth rate and inflation) which takes management’s view of the future of the customer into account. In computing the ECL, the company considered the classification of customers based on customer grouping.</p>	<p>We adopted a substantive approach in assessing the allowance for impairment made by the directors. We performed the following procedures:</p> <ol style="list-style-type: none"> 1. Obtained an understanding of the company’s process for grouping its customers and estimating the expected credit loss (ECL) for these customers; 2. Challenged management regarding the forward-looking assumptions (forecast GDP growth rate and inflation) and compared those assumptions against publicly available information; 3. Tested the calculation of the historical loss rates across the ageing buckets; 4. Assessed the accuracy of the classification of trade receivable balances into the appropriate ageing buckets; 5. Recomputed the impairment amount and compared to amount recognised by management; and 6. Checked the IFRS 9 disclosures for reasonableness.

Other information

The directors are responsible for the other information. The other information comprises the Corporate information, Directors' report, Statement of directors' responsibilities, Management's annual assessment of, and report on, Eko Electricity Distribution Plc's internal control over financial reporting, Certification of management's assessment on internal control over financial reporting, Statement of corporate responsibility for financial statements, Corporate governance report, Audit committee report, Statement of valued added and Five-year financial summary, but does not include the financial statements and our auditor's report thereon.

Our opinion on the financial statements does not cover the other information and we do not express an audit opinion or any form of assurance conclusion thereon.

In connection with our audit of the financial statements, our responsibility is to read the other information identified above and, in doing so, consider whether the other information is materially inconsistent with the financial statements or our knowledge obtained in the audit, or otherwise appears to be materially misstated.

If, based on the work we have performed, we conclude that there is a material misstatement of this other information, we are required to report that fact. We have nothing to report in this regard.

Responsibilities of the directors and those charged with governance for the financial statements

The directors are responsible for the preparation of the financial statements that give a true and fair view in accordance with IFRS Accounting Standards and the requirements of the Companies and Allied Matters Act, the Financial Reporting Council of Nigeria (Amendment) Act, 2023, and for such internal control as the directors determine is necessary to enable the preparation of financial statements that are free from material misstatement, whether due to fraud or error.

In preparing the financial statements, the directors are responsible for assessing the company's ability to continue as a going concern, disclosing, as applicable, matters related to going concern and using the going concern basis of accounting unless the directors either intend to liquidate the company or to cease operations, or have no realistic alternative but to do so.

Those charged with governance are responsible for overseeing the company's financial reporting process.

Auditor's responsibilities for the audit of the financial statements

Our objectives are to obtain reasonable assurance about whether the financial statements as a whole are free from material misstatement, whether due to fraud or error, and to issue an auditor's report that includes our opinion. Reasonable assurance is a high level of assurance, but is not a guarantee that an audit conducted in accordance with ISAs will always detect a material misstatement when it exists. Misstatements can arise from fraud or error and are considered material if, individually or in the aggregate, they could reasonably be expected to influence the economic decisions of users taken on the basis of these financial statements.

As part of an audit in accordance with ISAs, we exercise professional judgement and maintain professional scepticism throughout the audit. We also:

- Identify and assess the risks of material misstatement of the financial statements, whether due to fraud or error, design and perform audit procedures responsive to those risks, and obtain audit evidence that is sufficient and appropriate to provide a basis for our opinion. The risk of not detecting a material misstatement resulting from fraud is higher than for one resulting from error, as fraud may involve collusion, forgery, intentional omissions, misrepresentations, or the override of internal control.
- Obtain an understanding of internal control relevant to the audit in order to design audit procedures that are appropriate in the circumstances.
- Evaluate the appropriateness of accounting policies used and the reasonableness of accounting estimates and related disclosures made by the directors.
- Conclude on the appropriateness of the directors' use of the going concern basis of accounting and, based on the audit evidence obtained, whether a material uncertainty exists related to events or conditions that may cast significant doubt on the company's ability to continue as a going concern. If we conclude that a material uncertainty exists, we are required to draw attention in our auditor's report to the related disclosures in the financial statements or, if such disclosures are inadequate, to modify our opinion. Our conclusions are based on the audit evidence obtained up to the date of our auditor's report. However, future events or conditions may cause the company to cease to continue as a going concern.
- Evaluate the overall presentation, structure and content of the financial statements, including the disclosures, and whether the financial statements represent the underlying transactions and events in a manner that achieves fair presentation.



We communicate with those charged with governance regarding, among other matters, the planned scope and timing of the audit and significant audit findings, including any significant deficiencies in internal control that we identify during our audit.

From the matters communicated with those charged with governance, we determine those matters that were of most significance in the audit of the financial statements of the current period and are therefore the key audit matters. We describe these matters in our auditor's report unless law or regulation precludes public disclosure about the matter or when, in extremely rare circumstances, we determine that a matter should not be communicated in our report because the adverse consequences of doing so would reasonably be expected to outweigh the public interest benefits of such communication.

Report on other legal and regulatory requirements

The Companies and Allied Matters Act requires that in carrying out our audit we consider and report to you on the following matters. We confirm that:

- i) we have obtained all the information and explanations which to the best of our knowledge and belief were necessary for the purposes of our audit;
- ii) the company has kept proper books of account, so far as appears from our examination of those books and returns adequate for our audit have been received from locations not visited by us;
- iii) the company's statement of financial position and statement of profit or loss and other comprehensive income are in agreement with the books of account and returns.

In accordance with the requirements of the Financial Reporting Council, we performed a limited assurance engagement and reported on management's assessment of Eko Electricity Distribution Plc's internal control over financial reporting as of 31 December 2024. The work performed was done in accordance with FRC Guidance on Assurance Engagement Report on Internal Control Over Financial Reporting issued by the Financial Reporting Council of Nigeria, and we have issued an unqualified opinion in our report dated 04 February 2026.

Akinyemi Akingbade

For: **PricewaterhouseCoopers**
Chartered Accountants
Lagos, Nigeria

Engagement Partner: Akinyemi Akingbade
FRC/2013/PRO/ICAN/004/00000004012



04 February 2026

Eko Electricity Distribution Plc

(Registration number 638862)

Financial Statements for the year ended December 31, 2024

Statement of profit or loss and other comprehensive income

	Note(s)	2024 N. '000	2023 N. '000
Revenue	10	327,148,265	180,685,487
Cost of sales	11	(467,970,120)	(198,816,617)
Gross loss		(140,821,855)	(18,131,130)
Other income	14	247,212,562	76,726,511
Net impairment reversal/(loss) on financial assets	12	14,677,768	(11,130,570)
Operating expenses	13	(42,645,152)	(31,832,197)
Operating profit		78,423,323	15,632,614
Finance income	15	428,136	350,858
Finance costs	16	(8,257,260)	(6,343,640)
Net finance cost		(7,829,124)	(5,992,782)
Profit before taxation		70,594,199	9,639,832
Taxation	17	(24,401,589)	414,262
Profit for the year		46,192,610	10,054,094
Other comprehensive income		-	-
Total comprehensive profit for the year		46,192,610	10,054,094
Earnings per share			
Per share information			
Basic earnings per share (N)	34	115	25

The notes on pages 25 to 63 form an integral part of the financial statements.

Eko Electricity Distribution Plc


(Registration number 638862)


Financial Statements for the year ended December 31, 2024

Statement of financial position as at December 31, 2024

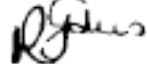
	Note(s)	31 December 2024 N. '000	31 December 2023 N. '000
Assets			
Non-Current Assets			
Property, plant and equipment	18	91,122,578	76,555,254
Right-of-use assets	20	5,574,424	4,103,507
Intangible assets	19	10,235,742	1,036,464
Loans receivable	40	15,936,079	12,481,909
Deferred tax	17	15,402,585	30,699,289
Restricted cash	23	7,586,747	7,020,015
		145,858,155	131,896,438
Current Assets			
Inventories	21	3,993,766	4,110,004
Loans receivable	40	1,698,807	-
Trade and other receivables	22	129,643,535	122,352,130
Contract assets	28	5,091,589	2,436,182
Prepayments	24	1,022,819	1,022,819
Restricted cash	23	13,676,673	12,240,223
Cash and cash equivalents	25	37,401,779	18,938,305
		192,528,968	161,099,663
Total Assets		338,387,123	292,996,101
Equity and Liabilities			
Equity			
Share capital	32	200,000	200,000
Retained earnings	33	113,557,442	67,364,832
		113,757,442	67,564,832
Liabilities			
Non-Current Liabilities			
Borrowings	29	32,384,865	26,417,682
Lease liabilities	20	2,818,940	3,482,559
Retirement benefit obligation	35	115,742	150,960
Deferred income	30	13,865,646	14,575,241
		49,185,193	44,626,442
Current Liabilities			
Trade and other payables	26	135,129,620	157,035,453
Borrowings	29	8,493,736	5,295,478
Lease liabilities	20	3,143,811	895,682
Contract liabilities	27	390,828	1,508,011
Deferred income	30	4,108,918	3,230,157
Current tax payable	17	21,822,575	12,717,690
Provisions	31	2,355,000	122,356
		175,444,488	180,804,827
Total Liabilities		224,629,681	225,431,269
Total Equity and Liabilities		338,387,123	292,996,101

The financial statements and the notes on pages 25 to 63 were approved and authorized for issue by the board of directors on December 22, 2025 and were signed on its behalf by:


Chairman
Dere Otubu
FRC/2013/PRO/00000004695


Director
Charles Momoh
FRC/2024/PRO/DIR/003/329449


Chief Financial Officer
Joseph Esenwa
FRC/2013/PRO/00000001049


Chief Executive Officer
Momoh Rekhiat
FRC/2024/PRO/NIM/002/949539

Statement of changes in equity

	Share capital N. '000	Retained earnings N. '000	Total equity N. '000
Balance at January 1, 2023	200,000	57,310,738	57,510,738
Profit for the year	-	10,054,094	10,054,094
Other comprehensive income	-	-	-
Total comprehensive loss for the year	-	10,054,094	10,054,094
Balance at December 31, 2023	200,000	67,364,832	67,564,832
 Balance at January 1, 2024	 200,000	 67,364,832	 67,564,832
Profit for the year	-	46,192,610	46,192,610
Other comprehensive income	-	-	-
Total comprehensive income for the year	-	46,192,610	46,192,610
Balance at December 31, 2024	200,000	113,557,442	113,757,442

The notes on pages 25 to 63 form an integral part of the financial statements.

Statement of cash flows

	Note(s)	2024 N. '000	2023 N. '000
Cash flows from operating activities			
Profit before taxation		70,594,199	9,639,832
Adjustments for:			
Depreciation of property plant and equipment	18	10,451,176	9,348,837
Amortisation of intangible assets	19	928,311	446,478
Depreciation expense on right-of-use assets	20	2,111,614	1,371,162
Gains on foreign exchange		(29,407)	(9,027)
Finance income	15	(428,136)	(350,858)
Finance costs	16	8,257,260	6,343,640
Impairment (reversal)/ loss	12	(14,677,768)	11,130,570
Amortisation of deferred income (government grant)	30	(2,552,070)	(2,649,897)
Inventories lost	11	154,514	104,112
Write down of obsolete inventory items	11	56,236	-
Write off of property plant and equipment	18	228,237	-
Long term employment benefit	35	(35,218)	29,065
Provisions	31	2,232,644	16,730
Changes in working capital:			
Inventories		(94,512)	(1,001,049)
Trade and other receivables		6,819,631	(65,237,150)
Contract assets		(2,655,407)	(617,756)
Restricted cash		(1,436,450)	5,535,322
Trade and other payables		(21,905,838)	62,526,292
Contract liabilities		(1,117,183)	(269,816)
Cash generated from operations		56,901,833	36,356,487
Net cash generated from operating activities		56,901,833	36,356,487
Cash flows from investing activities			
Purchase of property, plant and equipment	18	(25,246,736)	(23,767,877)
Purchase of intangible assets	19	(10,127,588)	(91,842)
Receipts from loans receivable at amortised cost	40	1,127,821	1,570,700
Interest income	15	428,136	350,858
Acquisition of right-of-use assets	20.4	(5,000,062)	(1,181)
Net cash used in investing activities		(38,818,429)	(21,939,342)
Cash flows from financing activities			
Repayment of principal on borrowings	29	(6,590,023)	(4,824,344)
Repayment of interest on borrowings	29	(5,970,383)	(4,681,194)
Proceeds from borrowings	29	15,741,433	1,372,088
Payment on lease liabilities	20.4	(2,830,355)	(1,727,495)
Net cash generated from/(use in) financing activities		350,672	(9,860,945)
Total cash movement for the year		18,434,075	4,556,200
Cash at the beginning of the year		18,938,305	14,373,078
Effect of exchange rate movement on cash balances		29,398	9,027
Total cash at the end of the year	25	37,401,779	18,938,305

The notes on pages 25 to 63 form an integral part of the financial statements.

Eko Electricity Distribution Plc

(Registration number 638862)

Financial Statements for the year ended December 31, 2024

Notes to the financial statements

1. General information

Eko Electricity Distribution Plc ("the Company" or "EKEDP") was incorporated in Nigeria on 9 November 2005 as a public limited liability company to take over as a going concern, the electricity distribution activities and related business of the Power Holding Company of Nigeria ("PHCN") within the Eko zone, which comprised of 8 districts namely Apapa, Agbara/ Badagry, Ojo, Festac, Ijora, Islands, Lekki and Mushin districts. In 2017, Orile and Ibeju were separated from Mushin and Lekki respectively as stand alone districts. In 2022, Ajah district was created out of Ibeju district, also in 2024 Ajele district was created out of Island district, bringing the total number up to 12.

The Company supplies electricity within the captive regions above based on a licence granted to it by the Nigerian Electricity Regulatory Commission ("NERC"). The licence is for a period of 15 years and expires in 2028 with an option to renew for another 10 years. Based on the terms and conditions of the licence and regulations as contained in the Electrical Power Sector Reform Act ("EPSRA") 2005, the Company is a monopoly within its geographical coverage area and operates under a price control regime known as the Multi Year Tariff Order ("MYTO"). The business activity of the Company are regulated by Nigerian Electricity Regulatory Commission (NERC), which sets out the Electricity Market Rules to ensures efficiency, stability and reliability in the supply of electricity in Nigeria. NERC set out the Transitional Electricity Market ("TEM") rules of the Nigerian Electricity Supply Industry ("NESI") which became effective from 1 February 2015.

Effective 1 November 2013, West Power and Gas Limited, a Nigerian company, acquired 60% interest in the Company thereby acquiring control of the Company. The remaining 40% shareholding is held by Bureau of Public Enterprises (32%) and Ministry of Finance Incorporated (8%). The acquisition of the 60% interest in the Company was as a result of the privatisation initiative of the power sector embarked on by the Federal Government of Nigeria.

2. Basis of preparation

a. Compliance with IFRS Accounting standards

The financial statements have been prepared in accordance with IFRS Accounting Standards and interpretations issued by the International Financial Reporting Interpretations Committee (IFRIC) applicable to companies reporting under IFRS Accounting Standards. The financial statements comply with IFRS Accounting Standards as issued by the International Accounting Standards Board (IASB), the requirements of the Companies and Allied Matters Act (CAMA) and the Financial Reporting Council (Amendment) Act, 2023

The preparation of financial statements, in conformity with generally accepted accounting principles under IFRS Accounting Standards, requires management to make estimates and assumptions that affect the reported amounts of assets and liabilities at the date of the financial statements and the reported amounts of revenues and expenses during the reporting period. Although these estimates are based on management's best knowledge of the amount, events or actions, actual results ultimately may differ from those estimates.

These accounting policies are consistent with the previous period.

The preparation of financial statements in conformity with IFRS Accounting Standards requires the use of certain critical accounting estimates. It also requires directors to exercise judgment in the process of applying the Company's accounting policies. The areas involving a higher degree of judgment or complexity, or where assumptions and estimates are significant to the financial statements, are disclosed in Note 6.

b. Basis of measurement

The financial statements have been prepared on a historical cost basis except for financial instruments measured at fair value on initial recognition, long term employee benefits measured using projected unit credit method, contribution of assets by customers recognised at fair value and government grant recognised at fair value and inventory at lower of cost and net realisable value. The financial statements are presented in Naira. All values are rounded to the nearest thousand (N'000), except where otherwise indicated.

c. Going concern

The financial statements have been prepared on a going concern basis. The Directors have no doubt that the Company would remain in existence into the foreseeable future and for at least twelve (12) months from the date of the approval of the financial statements.

3. Functional and presentation currency

Items included in the financial statements of the Company are measured using the currency of the primary economic environment in which the entity operates ('the functional currency'). The financial statements are presented in Nigerian Naira (NGN), which is the Company's functional and presentation currency

Eko Electricity Distribution Plc

(Registration number 638862)

Financial Statements for the year ended December 31, 2024

Notes to the financial statements

4. Material accounting policies

The Company has consistently applied the following accounting policies to all periods presented in these financial statements except as otherwise stated:

a. Revenue from contracts with customers

Revenue primarily represents the sales value of electricity and other related energy services supplied to customers during the year and excludes Value Added Tax. The Company generally recognizes revenue when it supplies electricity to a customer. Delivery is deemed complete when the risks and rewards associated with ownership have been transferred to the buyer as contractually agreed, that is the electricity has been consumed by the customers, compensation has been contractually established and collection of the resulting receivable is probable. Revenue is measured at the fair value of the consideration received or receivable.

The following table provides information about the nature and timing of the satisfaction of performance obligations in contracts with customers, including significant payment terms, and the related revenue recognition policies:

Category of revenue	Nature and timing of satisfaction of performance obligations, including significant payments terms	Revenue recognition
Post-paid revenue	The performance obligation of the Company is satisfied over time as electricity is supplied to the customers. Billing is done on a monthly basis and payment is contractually expected within 30 days of billing	Revenue is recognised over time as electricity is provided. The amount of revenue to recognise during the year is assessed based on the unit delivered method. The stand-alone selling price is determined based on the NERC approved tariff for the different categories of customers. Billings to customers are recognised as revenue based on the evaluation of whether collection of consideration is probable. The Company recognises postpaid revenue in the amount to which it has the right to invoice. An estimate is also made for earned but unbilled revenue as at year end, this is included as contract asset in statement of financial position.
Prepaid revenue	Satisfaction of performance obligation is same as post-paid revenue. Payment is received in advance of consumption of electricity.	Revenue is recognised over time as electricity is provided. In the case of prepaid customers, an estimate is made for unearned revenue as at year end and this is included in the statement of financial position as contract liability. The stand-alone selling price is determined based on the NERC approved tariff for the different categories of customers.

b. Finance income and finance costs

Finance income comprises of interest income on bank balances and financial instruments held at amortised cost and fair value gain.

Finance costs comprise interest expense on interest bearing liabilities, and bank charges. Interest expense on interest bearing borrowings is recognised using the effective interest method which are recognised in statement of profit or loss.

c. Translation of foreign currencies

Foreign currency transactions

Transactions in foreign currencies are translated into the functional currency using exchange rates prevailing at the dates of the transactions.

Monetary assets and liabilities denominated in foreign currencies are translated to the functional currency (Nigerian Naira) at the exchange rate at the reporting date. Non-monetary items that are measured based on historical cost in a foreign currency are translated at the exchange rate at the date of the transaction. Foreign currency differences are generally recognised in profit or loss.

Eko Electricity Distribution Plc

(Registration number 638862)

Financial Statements for the year ended December 31, 2024

Notes to the financial statements

d. Property, plant and equipment

(i) Recognition

Items of property, plant, and equipment should be recognised as assets when it is probable that the future economic benefits associated with the asset will flow to the entity, and the cost of the asset can be measured reliably. This recognition principle is applied to all property, plant, and equipment costs at the time they are incurred. These costs include costs incurred initially to acquire or construct an item of property, plant and equipment and costs incurred subsequently to add to, replace part of, or service it.

(ii) Measurement

The initial measurement of property, plant and equipment is recorded at cost less accumulated depreciation and impairment losses. Assets under construction are stated at cost which includes cost of materials and direct labour and any costs incurred in bringing it to its present location and condition. Items of property, plant and equipment are available for use and depreciation, when it is in the location and condition necessary for it to be capable of operating in the manner intended by management. If significant parts of an item of property, plant and equipment have different useful lives, then they are accounted for as separate items (major components) of property, plant and equipment.

Subsequent measurement is included in the asset's carrying amount or recognized as a separate asset as appropriate, only if it is probable that the future economic benefits associated with the expenditure will flow to the Company and the cost is reliably measurable. All other repairs and maintenance are charged to profit or loss during the financial period in which they are incurred.

(iii) Depreciation

Depreciation is calculated to write off the cost of items of property, plant and equipment less their estimated residual values using the straight-line method over their estimated useful lives, and is generally recognised in profit or loss. Land is not depreciated.

The estimated useful lives for the current and comparative periods are as follows:

Item	Average useful life
Buildings	40-50 Years
Distribution Network Assets	10-30 Years
Furniture, Fittings & Equipment	5 Years
Motor vehicles	5 Years

Depreciation methods, useful lives and residual values are reviewed at each reporting date and adjusted if appropriate. Capital work in progress is not depreciated. The attributable cost of each asset is transferred to the relevant asset category at the point when the asset becomes available for use and is depreciated accordingly.

(iv) Contribution of assets by customer

Contributions of items of property, plant and equipment by customers are recognised at the fair value when the Company has control of the item. The Company assesses whether the transferred item meets the definition of an asset, and if so recognizes the transferred asset as property, plant and equipment. At initial recognition, its cost is measured at fair value, and a corresponding amount is recognised as other income.

(v) Derecognition

The carrying amount of an item of property, plant and equipment is derecognised on disposal of the asset or when no future economic benefits are expected to accrue to the Company from its continued use. Any gain or loss arising on derecognition is included in the statement of profit or loss in the period in which the asset is derecognised. The gain or loss is determined as the difference between the carrying value and the net proceeds on the sale of the assets, if any, at the time of disposal.

e. Intangible assets

Intangible assets with finite useful lives that are acquired separately are initially recognised at cost less accumulated amortisation and accumulated impairment losses. Acquired computer software licences are capitalized on the basis of costs incurred to acquire and bring the specific software to the useful state.

(i) Subsequent expenditure

Subsequent expenditure is capitalised only when it increases the future economic benefits embodied in the specific asset to which it relates. All other expenditure, including expenditure on internally generated goodwill and brands, is recognised in profit or loss as incurred.

Eko Electricity Distribution Plc

(Registration number 638862)

Financial Statements for the year ended December 31, 2024

Notes to the financial statements

e Intangible assets (continued)

(ii) Amortisation

Amortisation is calculated to write off the cost of intangible assets less their estimated residual values using the straight-line method over their estimated useful lives, and is generally recognised in profit or loss. The estimated useful life for the current and comparative years for computer software is 5 years. Amortisation methods, useful lives and residual values are reviewed at each reporting date and adjusted if appropriate.

(iii) Derecognition

The carrying amount of intangible assets is derecognised on disposal or when no future economic benefits are expected to accrue to the Company from its continued use. The gain or losses that arises upon the derecognition of any intangible asset shall be included in profit or loss in the period of derecognition

f. Financial instruments

(i) Recognition and measurement

Trade receivables are initially recognised when they are originated. All other financial assets and financial liabilities are initially recognised when the Company becomes a party to the contractual provisions of the instrument. A financial asset (unless it is a trade receivable without a significant financing component) or financial liability is initially measured at fair value plus, for an item not at fair value through profit or loss ("FVTPL"), transaction costs that are directly attributable to its acquisition or issue. A trade receivable without a significant financing component is initially measured at the transaction price.

(ii) Classification and subsequent measurement

Financial assets

On initial recognition, a financial asset is classified as measured at: amortised cost; fair value through other comprehensive income ("FVOCI") – debt investment; FVOCI – equity investment; or fair value through profit or loss ("FVTPL"). Financial assets are not reclassified subsequent to their initial recognition unless the Company changes its business model for managing financial assets, in which case all affected financial assets are reclassified on the first day of the first reporting period following the change in the business model.

A financial asset is measured at amortised cost if it meets both of the following conditions and is not designated as at FVTPL it is held within a business model whose objective is to hold assets to collect contractual cash flows and its contractual terms give rise on specified dates to cash flows that are solely payments of principal and interest on the principal amount outstanding

A debt investment is measured at FVOCI if it meets both of the following conditions and is not designated as at FVTPL:

- it is held within a business model whose objective is achieved by both collecting contractual cash flows and selling financial assets; and
- its contractual terms give rise on specified dates to cash flows that are solely payments of principal and interest on the principal amount outstanding.

All financial assets not classified as measured at amortised cost or FVOCI as described above are measured at FVTPL. This includes all derivative financial assets. On initial recognition, the Company may irrevocably designate a financial asset that otherwise meets the requirements to be measured at amortised cost or at FVOCI as at FVTPL if doing so eliminates or significantly reduces an accounting mismatch that would otherwise arise.

Financial assets - business model assessment

The Company makes an assessment of the objective of the business model in which a financial asset is held at a portfolio level because this best reflects the way the business is managed and information is provided to management. The information considered includes:

- the stated policies and objectives for the portfolio and the operation of those policies in practice. These include whether management's strategy focuses on earning contractual interest income, maintaining a particular interest rate profile, matching the duration of the financial assets to the duration of any related liabilities or expected cash outflows or realising cash flows through the sale of the assets;
- how the performance of the portfolio is evaluated and reported to the Company's management;
- the risks that affect the performance of the business model (and the financial assets held within that business model) and how those risks are managed;
- how managers of the business are compensated e.g. whether compensation is based on the fair value of the assets managed or the contractual cash flows collected; and
- the frequency, volume and timing of sales of financial assets in prior periods, the reasons for such sales and expectations about future sales activity.

Eko Electricity Distribution Plc

(Registration number 638862)

Financial Statements for the year ended December 31, 2024

Notes to the financial statements

f Financial instruments (continued)

Transfers of financial assets to third parties in transactions that do not qualify for derecognition are not considered sales for this purpose, consistent with the Company's continuing recognition of the assets. Financial assets that are held for trading or are managed and whose performance is evaluated on a fair value basis are measured at FVTPL.

Financial assets – assessment whether contractual cash flows are solely payments of principal and interest

For the purposes of this assessment, 'principal' is defined as the fair value of the financial asset on initial recognition. 'Interest' is defined as consideration for the time value of money and for the credit risk associated with the principal amount outstanding during a particular period of time and for other basic lending risks and costs (e.g. liquidity risk and administrative costs), as well as a profit margin.

In assessing whether the contractual cash flows are solely payments of principal and interest, the Company considers the contractual terms of the instrument. This includes assessing whether the financial asset contains a contractual term that could change the timing or amount of contractual cash flows such that it would not meet this condition. In making this assessment, the Company considers:

- contingent events that would change the amount or timing of cash flows;
- terms that may adjust the contractual coupon rate, including variable rate features;
- prepayment and extension features; and
- terms that limit the Company's claim to cash flows from specified assets (e.g. non-recourse features).

Financial assets – subsequent measurement, gains and losses

Financial assets at amortised cost

These assets are subsequently measured at amortised cost using the effective interest method. The amortised cost is reduced by impairment losses. Interest income, foreign exchange gains and losses and impairment are recognised in profit or loss. Any gain or loss on derecognition is recognised in profit or loss.

Financial liabilities – classification, subsequent measurement and gains and losses

The Company classifies non-derivative financial liabilities into the other financial liabilities category. All financial liabilities are initially recognized on the trade date when the entity becomes a party to the contractual provisions of the instrument.

Non-derivative financial liabilities are initially recognized at fair value less any directly attributable transaction costs. Subsequent to initial recognition, these liabilities are measured at amortized cost using the effective interest method. Non-derivative financial liabilities with maturity date more than twelve months from the year end are classified as non-current. Otherwise they are classified as current.

(iii) Derecognition

Financial assets

The Company derecognises a financial asset when the contractual rights to the cash flows from the asset expire, or it transfers the rights to receive the contractual cash flows in a transaction in which substantially all of the risks and rewards of ownership of the financial asset are transferred, or it neither transfers nor retains substantially all of the risks and rewards of ownership and does not retain control over the transferred asset. Any interest in such derecognised financial assets that is created or retained by the Company is recognized as a separate asset or liability.

Financial liabilities

The Company derecognises a financial liability when its contractual obligations are discharged or cancelled, or expire.

(iv) Modification

When the contractual cash flows of a financial instrument are renegotiated or otherwise modified and the renegotiation or modification does not result in the derecognition of that financial instrument, the Company recalculates the gross carrying amount of the financial instrument and recognises a modification gain or loss immediately within finance income/(cost) at the date of the modification. The gross carrying amount of the financial instrument is recalculated as the present value of the renegotiated or modified contractual cash flows that are discounted at the financial instrument's original effective interest rate.

(v) Offsetting

Financial assets and financial liabilities are offset and the net amount presented in the statement of financial position when, and only when, the Company currently has a legally enforceable right to offset the amounts and intends either to settle them on a net basis or to realize the asset and settle the liability simultaneously.

Eko Electricity Distribution Plc

(Registration number 638862)

Financial Statements for the year ended December 31, 2024

Notes to the financial statements

g. Cash and cash equivalents

Cash and cash equivalents comprise cash on hand and cash balances on all the company bank accounts that are readily convertible to known amounts of cash and subject to an insignificant risk of changes in value. Bank overdrafts which are repayable on demand and form an integral part of the Company's cash management are included as a component of cash and cash equivalents for the purpose of statement of cash flows. In the statement of financial position, bank overdrafts are shown within borrowings in current liabilities.

h. Inventories

Inventories are stated at the lower of cost or net realisable value. The initial cost of inventory constitutes the purchase price, cost of transportation, VAT and every other cost incurred to bring it to its intended use. The subsequent value of inventory is based on weighted average cost. Net realisable value is the estimated selling price in the ordinary course of business, less the estimated selling expenses. Allowance is made for obsolete, slow-moving or defective items where appropriate. Inventories are stated net of write-downs and provisions.

i. Government grants

The Central Bank of Nigeria provided the Company with a loan facility at 9% interest rate lower than the market rate for a period of 10 years. Gains on the government loan (the difference between the fair value and face value of the loan) is recognised as a government grant. Government grants are initially recognised as deferred income at fair value if there is reasonable assurance that they will be received and the Company will comply with the conditions associated with the grant, they are then recognised in profit or loss as other income on a systematic basis over the useful life of the asset they relate to.

Grants that compensate the Company for expenses incurred are recognised in profit or loss on a systematic basis in the periods in which the expenses are recognised..

j. Tariff shortfall

Tariff shortfalls arising from the difference between actual end-user tariffs approved by the Nigerian Electricity Regulatory Commission ("NERC") and cost-reflective tariffs allowed by NERC for recovery are based on regulatory orders and subject to recovery through means other than billings to customers. Shortfalls are recognized in profit or loss as other income in the periods the shortfalls are approved by NERC. Tariff shortfalls relating to prior periods are recognised in other income in the current period upon NERC approval.

k. Cost of sales

Cost of sales includes the cost of energy, distribution network assets, staff cost of distribution (technical) staff and any direct costs for the distribution of energy.

Cost of energy refers to all costs incurred in the purchase of energy from suppliers. This comprises cost of electricity purchased from the Nigerian Bulk Electricity Trading Company (NBET) and service charges from the Market Operator (MO).

l. Leases

The Company assesses at contract inception whether a contract is, or contains, a lease. A contract is, or contains, a lease if the contract conveys the right to control the use of an identified asset for a period of time in exchange for consideration.

At commencement or on modification of a contract that contains a lease component, the Company allocates the consideration in the contract to each lease component on the basis of its relative stand-alone prices. However, for the leases of property the Company has elected not to separate non-lease components and account for the lease and non-lease components as a single lease component. The Company recognises a right-of-use asset and a lease liability at the lease commencement date, right-of-use asset is initially measured at cost, which comprises the initial amount of the lease liability adjusted for any lease payments made at or before the commencement date, plus any initial direct costs incurred and an estimate of costs to dismantle and remove the underlying asset or to restore the underlying asset or the site on which it is located, less any lease incentives received.

The right of use asset is subsequently depreciated using the straight-line method from the commencement date to the end of the lease term, unless the lease transfers ownership of the underlying asset to the Company by the end of the lease term or the cost of the right-of-use asset reflects that the Company will exercise a purchase option. In that case the right-of-use asset will be depreciated over the useful life of the underlying asset, which is determined on the same basis as those of property and equipment. In addition, the right-of-use asset is periodically reduced by impairment losses, if any, and adjusted for certain remeasurements of the lease liability. The lease liability is initially measured at the present value of the lease payments that are not paid at the commencement date, discounted using the interest rate implicit in the lease or, if that rate cannot be readily determined, the Company's incremental borrowing rate. Generally, the Company uses its incremental borrowing rate as the discount rate.

Eko Electricity Distribution Plc

(Registration number 638862)

Financial Statements for the year ended December 31, 2024

Notes to the financial statements

1 Leases (continued)

The Company determines its incremental borrowing rate by obtaining interest rates from various external financing sources and makes certain adjustments to reflect the terms of the lease and type of the asset leased.

Lease payments included in the measurement of the lease liability comprise the following:

- fixed lease payments, including in-substance fixed payments, less any lease incentives;
- variable lease payments that depend on an index or rate, initially measured using the index or rate at the commencement date;
- the amount expected to be payable by the Company under residual value guarantees;
- the exercise price of purchase options, if the Company is reasonably certain to exercise the option;
- lease payments in an optional renewal period if the Company is reasonably certain to exercise an extension option; and
- penalties for early termination of a lease, if the lease term reflects the exercise of an option to terminate the lease.

Short-term leases and leases of low-value assets

The Company has elected not to recognise right-of-use assets and lease liabilities for leases of low-value assets and short-term leases. The Company recognises the lease payments associated with these leases as an expense on a straight-line basis over the lease term. IFRS 16 provides lessees with an election not to recognise a right-of-use asset and lease liability for leases for which the underlying asset is of low value. The Company classifies assets worth N100,000 and below as low-value.

In addition, in line with IFRS 16, the Company defines a short-term lease as one that has a lease term of 12 months or less without any purchase options.

m. Impairment

(i) Financial instruments and contract assets

Recognition of impairment provisions under IFRS 9 is based on the expected credit loss (ECL) model. The ECL model is applicable to financial assets classified at amortised cost and contract assets under IFRS 15: Revenue from Contracts with Customers. The measurement of ECL reflects an unbiased and probability-weighted amount that is determined by evaluating a range of possible outcomes, time value of money and reasonable and supportable information that is available without undue cost or effort at the reporting date, about past events, current conditions and forecasts of future economic conditions.

The Company applies the simplified approach or the three-stage general approach to determine impairment of receivables depending on their respective nature. The simplified approach is applied for trade receivables and contract assets while the general approach is applied to tariff shortfall receivables, other receivables and cash and bank balances.

The simplified approach requires expected lifetime losses to be recognised from initial recognition of the receivables. This involves determining the expected loss rates using a provision matrix that is based on the Company's historical default rates observed over the expected life of the receivable and adjusted forward-looking estimates. This is then applied to the gross carrying amount of the receivable to arrive at the loss allowance for the period.

The three-stage approach assesses impairment based on changes in credit risk since initial recognition using the past due criterion and other qualitative indicators such as increase in political concerns or other macroeconomic factors and the risk of legal action, sanction or other regulatory penalties that may impair future financial performance.

Financial assets classified as stage 1 have their ECL measured as a proportion of their lifetime ECL that results from possible default events that can occur within one year, while assets in stage 2 or 3 have their ECL measured on a lifetime basis.

Under the three-stage approach, the ECL is determined by projecting the probability of default (PD), loss given default (LGD) and exposure at default (EAD) for each ageing bucket and for each individual exposure. The PD is based on default rates determined by external rating agencies for the counterparties. The LGD is determined based on management's estimate of expected cash recoveries after considering the historical pattern of the receivable, and it assesses the portion of the outstanding receivable that is deemed to be irrecoverable at the reporting period. The EAD is the total amount of outstanding receivable at the reporting period. These three components are multiplied together and adjusted for forward looking information, such as the inflation rate and crude oil prices, to arrive at an ECL which is then discounted back to the reporting date and summed. The discount rate used in the ECL calculation is the original effective interest rate or an approximation thereof.

The Company assumes that the credit risk on a financial asset has increased significantly if it is more than 30 days past due.

The Company considers a financial asset to be in default when;

- the debtor is unlikely to pay its credit obligations to the Company in full without recourse by the Company to actions such as realising security (if any held); or
- the financial asset is more than 90 days past due.

Eko Electricity Distribution Plc

(Registration number 638862)

Financial Statements for the year ended December 31, 2024

Notes to the financial statements

m Impairment (continued)

Measurement of ECL

ECLs are a probability-weighted estimate of credit losses. Credit losses are measured as the present value of all cash shortfalls (i.e. the difference between the cash flows due to the entity in accordance with the contract and the cash flows that the Company expects to receive). ECLs are discounted at the effective interest rate of the financial asset.

Credit impaired financial asset

At each reporting date, the Company assesses whether financial assets carried at amortised cost at FVOCI are credit-impaired. A financial asset is 'credit-impaired' when one or more events that have a detrimental impact on the estimated future cash flows of the financial asset have occurred. Evidence that a financial asset is credit-impaired includes the following observable data:

- significant financial difficulty of the obligor or issuer;
- a breach of contract such as a default or being more than 360 days past due;
- it is probable that the obligor will enter bankruptcy or other financial reorganisation; or
- the disappearance of an active market for a security because of financial difficulties.

Presentation of allowance for ECL in the statement of financial position

Loss allowances for financial assets measured at amortised cost are deducted from the gross carrying amount of the related financial assets.

Write-off

The gross carrying amount of a financial asset is written off when the Company has no reasonable expectations of recovering a financial asset in its entirety or a portion thereof. The Company expects no significant recovery from the amount written off. However, financial assets that are written off could still be subject to enforcement activities in order to comply with the Company's procedures for recovery of amounts due. The amount written off is included in impairment loss on financial assets in the Statement of profit or loss and other comprehensive income.

(ii) Non-financial assets

At each reporting date, the Company reviews the carrying amounts of its non-financial assets (other than inventories and deferred tax assets) to determine whether there is any indication of impairment. If any such indication exists, then the asset's recoverable amount is estimated. For impairment testing, assets are grouped together into the smallest group of assets that generates cash inflows from continuing use that are largely independent of the cash inflows of other assets or cash generating units (CGUs).

The recoverable amount of an asset or CGU is the greater of its value in use and its fair value less costs to sell. Value in use is based on the estimated future cash flows, discounted to their present value using a pre-tax discount rate that reflects current market assessments of the time value of money and the risks specific to the asset or CGU. An impairment loss is recognized if the carrying amount of an asset or CGU exceeds its recoverable amount. Impairment losses are recognized in profit or loss. An impairment loss is reversed only to the extent that the asset's carrying amount does not exceed the carrying amount that would have been determined, net of depreciation or amortization, if no impairment loss had been recognized.

n. Employee benefits

(i) Short-term employee benefits

Short term employee benefits (excluding termination benefits) are benefits earned by employees for rendering related services and are expected to be settled within 12 months after the end of the reporting period. Short term employee benefits are expensed as the related service is provided. A liability is recognized for the amount expected to be paid if the Company has a present legal or constructive obligation to pay this amount as a result of past service provided by the employee, and the obligation can be estimated reliably.

(ii) Defined contribution plans

Obligations for contributions to defined contribution plans are expensed as the related service is provided. Prepaid contributions are recognized as an asset to the extent that a cash refund or reduction in future payments is available. The Company operates a defined contribution pension scheme in accordance with Pension Reform Act 2014. Staff contributions to the scheme amount to 8% of the employee's basic salary, housing and transport allowances which are funded through payroll deductions while the Company's contribution of 10% of the employee's basic salary, housing and transport allowances is recognised in profit or loss as employee benefit expense in the periods during which services are rendered by employees.

Eko Electricity Distribution Plc

(Registration number 638862)

Financial Statements for the year ended December 31, 2024

Notes to the financial statements

n Employee benefits (continued)

(iii) Other long term employee benefits

The Company's other long term employee benefits represents a Long Service Award scheme for employees on the completion of designated long service milestones from 5, 10, 15, 20, 25 and 30 years respectively. This scheme is instituted for all permanent employees. The Company's obligations in respect of these schemes are the amounts of future benefits that employees have earned in return for their service in the current and prior periods. The benefit is discounted to its present value. The discount rate is a result of the Company's objective to ensure that the underlying cost inflation remains below the country's headline inflation, having considered the weighted average of 10 and 20 year Nigerian Government Bond Yields approximating the term of the Company's obligation. The calculation is performed using the Projected Unit Credit method. Remeasurements are recognized in profit or loss in the period in which they arise. This scheme is not funded. The obligations are paid out of the Company's cashflows as and when due.

(iv) Termination benefits

Termination benefits are expensed at the earlier of when the Company can no longer withdraw the offer of those benefits and when the Company recognises costs for a restructuring. If benefits are not expected to be settled wholly within 12 months of the end of the reporting period, then they are discounted.

o. Provisions and contingencies

Provisions

A provision is recognized if, as a result of a past event, the Company has a present legal or constructive obligation that can be estimated reliably, and it is probable that an outflow of economic benefits will be required to settle the obligation. Provisions are determined by discounting the expected future cash flows at a pre-tax rate that reflects current market assessments of the time value of money and the risks specific to the liability. The unwinding of the discount is recognised as finance cost.

A provision for restructuring is recognized when the Company has approved a detailed and formal restructuring plan, and the restructuring either has commenced or has been announced publicly. Future operating losses are not provided for.

A provision for onerous contracts is recognized when the expected benefits to be derived by the Company from a contract are lower than the unavoidable cost of meeting its obligations under the contract. The provision is measured at the present value of the lower of the expected cost of terminating the contract and the expected net cost of continuing with the contract. Before a provision is established, the Company recognizes any impairment loss on the assets associated with that contract.

Contingent liabilities

A contingent liability is a possible obligation that arises from past events and whose existence will be confirmed only by the occurrence or non-occurrence of one or more uncertain future events not wholly within the control of the Company; or a present obligation that arises from past events but is not recognized because it is not probable that an outflow of resources embodying economic benefits will be required to settle the obligation or the amount of the obligation cannot be measured with sufficient reliability.

Contingent liabilities are only disclosed and not recognized as liabilities in the statement of financial position. If the likelihood of an outflow of resources is remote, the possible obligation is neither a provision nor a contingent liability and no disclosure is made.

Contingent assets

Contingent assets are possible assets that arises from past events whose existence will be confirmed by the occurrence or non-occurrence of uncertain future events that are not wholly within the control of the entity. Contingent assets are not recognized but are disclosed, when it is more likely than not that an inflow of benefit will occur.

p. Income tax

Income tax expense comprises current tax (Company Income Tax, Tertiary Education Tax and Nigeria Police Trust Fund Levy) and deferred tax. It is recognised in profit or loss except to the extent that it relates to a business combination, or items recognised directly in equity or in other comprehensive income.

(i) Current tax

Current tax comprises the expected tax payable or receivable on the taxable income or loss for the year and any adjustment to tax payable or receivable in respect of previous years. The amount of current tax payable or receivable is the best estimate of the tax amount expected to be paid or received that reflects uncertainty related to income tax, if any. It is measured using tax rates enacted or substantively enacted at the reporting date and is assessed as follows:

Eko Electricity Distribution Plc

(Registration number 638862)

Financial Statements for the year ended December 31, 2024

Notes to the financial statements

p Income tax (continued)

- Company Income Tax is computed on taxable profits at 30% tax rate;
- Tertiary Education Tax is computed on assessable profits at 3% and
- Nigeria Police Trust Fund Levy is computed on net profit at 0.005% (i.e. profit after deducting all expenses and taxes from revenue earned by the Company during the year).

Current tax assets and liabilities are offset where the entity has a legally enforceable right to offset and intends either to settle on a net basis, or to realise the asset and settle the liability simultaneously.

Total amount of tax payable under Company Income Tax Act (CITA) is determined based on the higher of two components namely Company Income Tax (based on taxable profit for the year) and minimum tax. Taxes based on profit for the period are treated as income tax in line with IAS 12.

(ii) Minimum tax

Minimum tax which is based on a gross amount is outside the scope of IAS 12 and therefore, is not presented as part of income tax expense in the profit or loss.

The Finance Act 2021 stated that the minimum tax payable is determined at 0.25% of the annual gross turnover less franked investment income, in respect of tax returns due and filed between 01 January 2019 and 31 December 2021. Subsequently, minimum tax is determined at 0.5% of the annual gross turnover less franked investment income.

Gross turnover means the gross inflow of economic benefits during the period arising in the course of the operating activities of an entity. This also includes sales of goods, supply of services, receipt of interest, rent, royalties or dividends. Franked investment income relates to income in the form of dividends paid to a company from earnings on which corporation tax has already been paid by the originating company.

Where the minimum tax charge is higher than the Company Income Tax (CIT), a hybrid tax situation exists. In this situation, the CIT is recognized in the income tax expense line in the profit or loss and the excess amount is presented above the income tax line as Minimum tax.

(iii) Deferred tax

Deferred tax is recognised in respect of temporary differences between the carrying amounts of assets and liabilities for financial reporting purposes and the amounts used for taxation purposes.

Deferred tax assets are recognised for unused tax losses, unused tax credits and deductible temporary differences to the extent that it is probable that future taxable profits will be available against which they can be used. Future taxable profits are determined based on reversal of relevant taxable temporary differences.

If the amount of taxable temporary differences is insufficient to recognise a deferred tax asset in full, then future taxable profits, adjusted for reversals of existing temporary differences, are considered, based on the business plans of the Company as approved by the Board.

Deferred tax assets are reviewed at each reporting date and are reduced to the extent that it is no longer probable that the related tax benefit will be realised; such reductions are reversed when the probability of future taxable profits improves. Unrecognised deferred tax are reassessed at each reporting date and recognised to the extent that it has become probable that future profits will be available against which they can be used.

Deferred tax is measured at the tax rates that are expected to be applied to temporary differences when they reverse, using tax rates enacted or substantively enacted at the reporting date. The measurement of deferred tax reflects the tax consequences that would follow from the manner in which the Company expects, at the reporting date, to recover or settle the carrying amount of its assets and liabilities.

Deferred tax assets and liabilities are offset when there is a legally enforceable right to offset current tax assets and liabilities and when the deferred tax balances relate to the same taxation authority.

q. Share capital

An equity instrument is any contract that evidences a residual interest in the assets of an entity after deducting all of its liabilities.

Ordinary shares are recognised at par value and classified as 'share capital' in equity. Any amounts received from the issue of shares in excess of par value is classified as 'share premium' in equity. Dividends are recognised as a liability in the company in which they are declared.

Incremental costs directly attributable to the issue of ordinary shares, net of any tax effects, are recognised as a deduction from equity.

Eko Electricity Distribution Plc

(Registration number 638862)

Financial Statements for the year ended December 31, 2024

Notes to the financial statements

r. Statement of cash flows

The Statement of cash flows is prepared using the indirect method. Changes in Statement of financial position items that have not resulted in cash flows such as fair value changes and other non-cash items, have been eliminated for the purpose of preparing the statement. Finance costs paid are also included in financing activities while finance income received is included in investing activities.

5. Changes in accounting policies and disclosures

5.1 Standards and interpretations effective and adopted in the current year

The following standards and interpretations apply for the first time to financial reporting periods commencing on or after 1 January 2024:

a. Classification of liabilities as current or non-current: Amendments to IAS 1

Amendments made to IAS 1 Presentation of Financial Statements in 2020 and 2022 clarified that liabilities are classified as either current or non-current, depending on the rights that exist at the end of the reporting period. Classification is unaffected by the entity's expectations or events after the reporting date (e.g. the receipt of a waiver or a breach of covenant). Covenants of loan arrangements will not affect classification of a liability as current or non-current at the reporting date if the entity must only comply with the covenants after the reporting date. However, if the entity must comply with a covenant either before or at the reporting date, this will affect the classification as current or non-current even if the covenant is only tested for compliance after the reporting date. The amendments require disclosures if an entity classifies a liability as non-current and that liability is subject to covenants that the entity must comply with within 12 months of the reporting date. The disclosures include:

- the carrying amount of the liability
- information about the covenants, and
- facts and circumstances, if any, that indicate that the entity may have difficulty complying with the covenants.

The amendments also clarify what IAS 1 means when it refers to the 'settlement' of a liability. Terms of a liability that could, at the option of the counterparty, result in its settlement by the transfer of the entity's own equity instrument can only be ignored for the purpose of classifying the liability as current or non-current if the entity classifies the option as an equity instrument. However, conversion options that are classified as a liability must be considered when determining the current/non-current classification of a convertible note. The amendments must be applied retrospectively in accordance with the normal requirements in IAS 8 Accounting Policies, Changes in Accounting Estimates and Errors. Special transitional rules apply if an entity had early adopted the 2020 amendments regarding the classification of liabilities as current or non-current.

The effective date of the standard is for years beginning on or after 1 January 2024.

The amendment is not expected to have any impact on the amount recognised in the entity's financial statements.

b. Supplier finance arrangements – Amendments to IAS 7 and IFRS 7

The IASB has issued new disclosure requirements about supplier financing arrangements ('SFAs'), after feedback to an IFRS Interpretations Committee agenda decision highlighted that the information required by IAS 7 Statement of Cash Flows and IFRS 7 Financial Instruments: Disclosures falls short of meeting user information needs. The objective of the new disclosures is to provide information about SFAs that enables investors to assess the effects on an entity's liabilities, cash flows and the exposure to liquidity risk. The new disclosures include information about the following: The terms and conditions of SFAs.

1. The carrying amounts of financial liabilities that are part of SFAs and the line items in which those liabilities are presented.
2. The carrying amount of the financial liabilities in (b) for which suppliers have already received payment from the finance providers.
3. The range of payment due dates for both the financial liabilities that are part of SFAs, and comparable trade payables that are not part of such arrangements.
4. Non-cash changes in the carrying amounts of financial liabilities in (b).
5. Access to SFA facilities and concentration of liquidity risk with finance providers.

The IASB has provided transitional relief by not requiring comparative information in the first year, and also not requiring disclosure of specified opening balances. Further, the required disclosures are only applicable for annual periods during the first year of application. Therefore, the earliest that the new disclosures will have to be provided is in annual financial reports for December 2024 year-ends, unless an entity has a financial year of less than 12 months.

The effective date of the standard is for years beginning on or after 1 January 2024.

The amendment is not expected to have any impact on the amounts recognised in the entity's financial statements.

Eko Electricity Distribution Plc

(Registration number 638862)

Financial Statements for the year ended December 31, 2024

Notes to the financial statements

5. Changes in accounting policies and disclosures (continued)

c. Lease Liability in a Sale and Leaseback - Amendments to IFRS 16

In September 2022, the IASB finalised narrow-scope amendments to the requirements for sale and leaseback transactions in IFRS 16 Leases which explain how an entity accounts for a sale and leaseback after the date of the transaction.

The amendments specify that, in measuring the lease liability subsequent to the sale and leaseback, the seller-lessee determines 'lease payments' and 'revised lease payments' in a way that does not result in the seller-lessee recognising any amount of the gain or loss that relates to the right of use that it retains. This could particularly impact sale and leaseback transactions where the lease payments include variable payments that do not depend on an index or a rate.

The effective date of the amendments is for years beginning on or after 1 January 2024.

The amendments are not expected to have any impact on the amounts recognised in the financial statements.

5.2 Standards and interpretations not yet effective or relevant

The following standard and interpretation has been issued but not mandatory for annual reporting periods ending on 31 December 2024:

i) Amendments to IAS 21 - Lack of Exchangeability (Effective 1 January 2025)

In August 2023, the IASB amended IAS 21 to add requirements to help entities to determine whether a currency is exchangeable into another currency, and the spot exchange rate to use when it is not. Prior to these amendments, IAS 21 set out the exchange rate to use when exchangeability is temporarily lacking, but not what to do when lack of exchangeability is not temporary.

These new requirements will apply for annual reporting periods beginning on or after 1 January 2025. Early application is permitted (subject to any endorsement process). Refer to Filling the gap in currency accounting: new IFRS requirements for lack of exchangeability for further details.

The amendments are not expected to have a material impact on the financial statements as the Company does not have a currency that is not exchangeable.

ii) Amendments to the Classification and Measurement of Financial Instruments – Amendments to IFRS 9 and IFRS 7 (Effective 1 January 2026)

On 30 May 2024, the IASB issued targeted amendments to IFRS 9 Financial Instruments and IFRS 7 Financial Instruments: Disclosures to respond to recent questions arising in practice, and to include new requirements not only for financial institutions but also for corporate entities. These amendments:

- (a) clarify the date of recognition and derecognition of some financial assets and liabilities, with a new exception for some financial liabilities settled through an electronic cash transfer system;
- (b) clarify and add further guidance for assessing whether a financial asset meets the solely payments of principal and interest (SPPI) criterion;
- (c) add new disclosures for certain instruments with contractual terms that can change cash flows (such as some financial instruments with features linked to the achievement of environment, social and governance targets); and
- (d) update the disclosures for equity instruments designated at fair value through other comprehensive income (FVOCI).

The amendments in (b) are most relevant to financial institutions, but the amendments in (a), (c) and (d) are relevant to all entities.

The amendments to IFRS 9 and IFRS 7 will be effective for annual reporting periods beginning on or after 1 January 2026, with early application permitted subject to any endorsement process.

The adoption of these amendments are not expected to have a material impact on the presentation of the Company's financial statements from the effective date.

iii) IFRS 18, 'Presentation and Disclosure in Financial Statements' (Effective 1 January 2027 - early adoption is permitted)

This is the new standard on presentation and disclosure in financial statements, which replaces IAS 1, with a focus on updates to the statement of profit or loss.

The key new concepts introduced in IFRS 18 relate to:

- the structure of the statement of profit or loss with defined subtotals;
- requirement to determine the most useful structure summary for presenting expenses in the statement of profit or loss

Eko Electricity Distribution Plc

(Registration number 638862)

Financial Statements for the year ended December 31, 2024

Notes to the financial statements

5. Changes in accounting policies and disclosures (continued)

- required disclosures in a single note within the financial statements for certain profit or loss performance measures that are reported outside an entity's financial statements (that is, management-defined performance measures); and
- enhanced principles on aggregation and disaggregation which apply to the primary financial statements and notes in general.

The adoption of these amendments are expected to have a material impact on the presentation of the Company's financial statements from the effective date

iv) IFRS 19, 'Subsidiaries without Public Accountability: Disclosures' (Effective 1 January 2027)

This new standard works alongside other IFRS Accounting Standards. An eligible subsidiary applies the requirements in other IFRS Accounting Standards except for the disclosure requirements; and it applies instead the reduced disclosure requirements in IFRS 19. IFRS 19's reduced disclosure requirements balance the information needs of the users of eligible subsidiaries' financial statements with cost savings for preparers. IFRS 19 is a voluntary standard for eligible subsidiaries.

A subsidiary is eligible if:

- it does not have public accountability; and
- it has an ultimate or intermediate parent that produces consolidated financial statements available for public use that comply with IFRS Accounting Standards.

The adoption of these amendments are not expected to have a material impact on the presentation of the Company's financial statements from the effective date.

6. Material accounting estimates and judgements

In preparing these financial statements, the Directors have made judgments, estimates and assumptions that affect the application of the Company's accounting policies and the reported amounts of assets, liabilities, income and expenses. Actual results may differ from these estimates. Estimates and underlying assumptions are reviewed on an ongoing basis. Revisions to estimates are recognised prospectively.

(i) Determining the lease term

In determining the lease term, management considers all facts and circumstances that create an economic incentive to exercise an extension option, or not exercise a termination option. Extension options (or periods after termination options) are only included in the lease term if the lease is reasonably certain to be extended (or not terminated).

The following factors are normally the most relevant:

- If there are significant penalties to terminate (or not extend), the Company is typically reasonably certain to extend (or not terminate).
- If any leasehold improvements are expected to have a significant remaining value, the Company is typically reasonably certain to extend (or not terminate).
- Otherwise, the Company considers other factors, including historical lease durations and the costs and business disruption required to replace the leased asset.

The lease term is reassessed if an option is actually exercised (or not exercised) or the Company becomes obliged to exercise (or not exercise) it. The assessment of reasonable certainty is only revised if a significant event or a significant change in circumstances occurs, which affects this assessment, and is within the control of the lessee.

(ii) Impairment of trade and other receivables

The Company annually tests whether the trade and other receivables have suffered any impairment through the application of Expected Credit Loss (ECL). The impairment of trade and other receivables have been calculated and the impact reflected in the financial statements. Management considers, among other factors, the age of debts, customer's payment history and financial condition of the customer in determining the allowance for impairment losses. Debt owed by inactive customers are also fully impaired. Total impairment loss recognised during the year is N14.6 billion (2023: N11.1 billion).

Details of the key assumptions and inputs used are disclosed in Note 9.5.

(iii) Deferred tax assets

The Company is subject to income taxes within Nigeria, which does not require much judgment in terms of the provision for income taxes but a certain level of judgment is required for the recognition of the deferred tax assets. Management assessed the ability of the Company to generate future taxable economic earnings that will utilise the deferred tax assets. Assumptions over the generation of future taxable profits depends on management's estimates of future cash flows.

Eko Electricity Distribution Plc

(Registration number 638862)

Financial Statements for the year ended December 31, 2024

Notes to the financial statements

(iv) Impairment assessment of non-financial assets

The Company has substantial investments in tangible long-lived assets comprising mainly of network distribution assets, land and building. The Company conducts impairment reviews of these assets whenever events or changes in circumstances indicate that their carrying amounts may not be recoverable in accordance with the relevant accounting standards. Determining whether an asset is impaired requires an estimation of the value in use, which requires the Company to estimate the future cash flows, a growth rate (that reflects the economic environments in which the Company operates) and a pre-tax discount rate (that reflects the current market assessments of the time value of money and the risks specific to the asset) in order to calculate the present value. Where the expected cash flows are less than the asset's carrying amount, an impairment loss may arise. After reviewing the business environment as well as the Company's current and past performances, management did not identify events or changes in circumstances indicating impairment of its assets.

(v) Defined benefit obligations

These obligations are determined using actuarial valuations. An actuarial valuation involves making various assumptions that may differ from actual developments in the future. These include the determination of the discount rate, future salary increases, mortality rates and changes in inflation rates.

Due to the complexities involved in the valuations and its long term nature, a defined benefit obligation is highly sensitive to changes in these assumptions. The parameter most subject to change is the discount rate. In determining the appropriate discount rate, management considers market yield on federal government bonds extrapolated as needed along the yield curve to correspond with the expected term of the defined benefit obligation.

Other key assumptions for defined benefits obligations are based in part on current market conditions. Additional information is disclosed in Note 35.

(vi) Useful lives of assets

The useful lives of property, plant and equipment are reviewed for reasonableness at least annually. The review is based on the current market situation. The review of useful lives did not significantly impact depreciation.

(vii) Contract assets

Contract assets relates to amount of energy supplied to customers but have not been billed as at year end. The Company estimates this amount by using a consumption factor based on billings for the year multiplied by the number of outstanding days to the period end from the last billing dates.

(viii) Contract liabilities

The contract liabilities primarily relate to the advance consideration received from prepaid customers for supply of electricity which is yet to be consumed. This is derived by calculating an energy consumption factor for each customer based on energy unit purchased during the year and applying this on a prorated basis to estimate quantity of the last units of energy purchased by the customer that should be deferred.

(ix) Inventories

Inventories are carried at the lower of Net realizable value or cost (the cost is generally determined under the weighted average method). Inventory costs include expenditures and other charges directly and indirectly incurred in bringing the inventory to its existing condition and location.

(x) Estimation of bills to Unmetered Customers

Bills to unmetered customers are estimated per feeder. The energy consumed by metered customers (post-paid and prepaid) on a feeder represents the accounted quantum of energy, while the difference between the total energy supplied to the feeder less technical losses and the accounted energy represents the unaccounted energy which is billed to unmetered customers in the proportion of their load wattage. The load wattage represents the estimated monthly minimum consumption of an unmetered customer. This is then used to multiply the grid factor which is the proportion of the unaccounted energy distributed to the feeder to the cumulative load wattage of all unmetered customers on the feeder

7. Fair value measurement

Fair value is the price that would be received to sell an asset or paid to transfer a liability in an orderly transaction between market participants at the measurement date in the principal or, in its absence, the most advantageous market to which the Company has access at that date. The fair value of a liability reflects its non-performance risk.

Eko Electricity Distribution Plc

(Registration number 638862)

Financial Statements for the year ended December 31, 2024

Notes to the financial statements

Fair value hierarchy

Also, when measuring the fair value of an asset or a liability, the Company uses market observable data as far as possible. Fair values are categorised into different levels in a fair value hierarchy based on the inputs used in the valuation techniques as follows:

Level 1: quotes prices (unadjusted) in active markets for identical assets or liabilities

Level 2: inputs other than quoted prices included in Level 1 that are observable for the asset or liability, either directly (i.e. as prices) or indirectly (i.e. derived from prices).

Level 3: inputs for the asset or liability that are not based on observable market data (unobservable inputs).

A number of the Company's accounting policies and disclosures require the measurement of fair values, for both financial and non-financial assets and liabilities (Note 4f). When one is available, the Company measures the fair value of an instrument using the quoted price in an active market for that instrument. A market is regarded as active if transactions for the asset or liability take place with sufficient frequency and volume to provide pricing information on an ongoing basis.

If there is no quoted price in an active market, then the Company uses valuation techniques that maximise the use of relevant observable inputs and minimise the use of unobservable inputs. The chosen valuation technique incorporates all of the factors that market participants would take into account in pricing a transaction. If an asset or a liability measured at fair value has a bid price and an ask price, then the Company measures assets and long positions at a bid price and liabilities and short positions at an ask price. The best evidence of the fair value of a financial instrument on initial recognition is normally the transaction price – i.e. the fair value of the consideration given or received.

If the Company determines that the fair value on initial recognition differs from the transaction price and the fair value is evidenced neither by a quoted price in an active market for an identical asset or liability nor based on a valuation technique for which any unobservable inputs are judged to be insignificant in relation to the measurement, then the financial instrument is initially measured at fair value, adjusted to defer the difference between the fair value on initial recognition and the transaction price.

Subsequently, that difference is recognised in profit or loss on an appropriate basis over the life of the instrument but no later than when the valuation is wholly supported by observable market data or the transaction is closed out.

8. Tariff shortfall

Tariff shortfall is derived from the variance between cost reflective tariffs and actual charges to energy users in the Nigerian Electricity Supply Industry ("NESI"). On 21 December 2015, Nigerian Electricity Regulatory Commission ("NERC") signed its Multi-Year Tariff Order ("MYTO") which indicated rates that the Distribution Companies ("DisCos") should charge its customers. However, these rates do not allow the DisCos to recover their cost of purchase and transmission of electricity from NBET and TCN respectively, and therefore the DisCos are not able to make any profit from its transactions with customers.

NERC in order No. NERC/GL/172A issued on 1 July 2019 introduced the concept of tariff shortfall to be recognized by the DisCos as the Government's compensation for the non-cost reflective tariff from 2015 till date and going forward.

Recognition

In the accounts of the EKEDP, the tariff shortfall is recognised as a debit to Other Receivables (Regulatory Receivables) and a corresponding credit to Other Income. The Company recognizes tariff shortfall in its financial statements based on the NERC Orders received in the financial year. Tariff shortfall recognized in the year amounted to Nil (2023: N62.2billion)

Order on regulatory net-off

On account of non-compliance with the Economic Merit Dispatch Order for the period January 2020 to December 2020, a sum of N1.3 billion shall be recovered from the amount payable to the Transmission Company of Nigeria Plc (TCN) through twelve instalments over the period July 2022 to June 2023. The Market Operator shall reflect the monthly deduction in the revenue accruable/payable to TCN in its records. This is an implementation of the Economic Merit Order Dispatch as provided for in the December 2019 Minor Review Order and subsequent Tariff Orders.

The NERC Order No. ORDER/NERC/2023/025 requires the measurement of tariff shortfall as the difference between the full energy invoice received from the Nigerian Bulk Electricity Trading Plc (NBET) and the net amount payable by the Company after the application of the NERC-prescribed subsidy. The recognized amount, which represents a recoverable receivable from the government for the subsidized portion of the NBET invoice, is presented as a distinct component of Other Income within the statement of comprehensive income.

Eko Electricity Distribution Plc

(Registration number 638862)

Financial Statements for the year ended December 31, 2024

Notes to the financial statements

9. Financial instruments and risk management

9.1. Financial risk factors

The Company's activities expose it to a variety of financial risks: market risk (including foreign exchange, interest rate risk and price risk), credit risk and liquidity risk. The Company's overall risk management programme focuses on the unpredictability of the financial markets and seeks to minimise potential adverse effect on its financial and operational performance.

The Company has a risk management function that manages the financial risks relating to the Company's operation under the policies approved by the board of directors.

a. Market risk

This is the risk of movements in the fair value of future cash flows of a financial instrument because of changes in market prices. The Company is exposed to changes in price of electricity, however, this exposure does not have any impact on recognised financial instruments.

(i) Foreign exchange risk

Foreign exchange risk is the risk that the fair value or future cash flows of a financial instrument will fluctuate because of changes in foreign exchange rates. The Company held balances denominated in foreign currency as at each year end. The devaluation of the Naira and unification of Exchange Rates by the CBN is a major concern as some of the Company's transactions are carried out with foreign currency.

(ii) Interest rate risk

Interest rate risk is the risk that the fair value or future cash flows of a financial instrument will fluctuate because of changes in market interest rates. The Company does not have any long-term borrowings at variable rates as at the reporting date.

(iii) Price risk

This is the risk that the fair value or future cash flows of a financial instrument will fluctuate because of changes in market prices other than those arising from interest rate risk or currency risk. There are no financial instruments exposed to other price risk.

b. Credit risk

Credit risk is the risk that a borrower or issuer of a financial instrument will not repay the principal and/or interest according to the terms specified in the credit agreement. Credit risk arises from cash and cash equivalents, restricted cash, and trade receivables held at amortised cost. The trade receivables arise from exposures to key client groups (KCG) and Non Key Client Groups (NKCG). The Company has policies in place to ensure that customers are disconnected from the network when their credit limit is exceeded. These credit limits are set based on the customers' tariff classification, credit history and other relevant factors.

The carrying amounts of financial assets represent the maximum exposure to credit risk of the Company.

Below is a breakdown of the Company's financial assets that are exposed to credit risk and the maximum exposures as at each reported date:

(i) Financial instruments exposed to credit risk

The credit quality of cash and cash equivalent and restricted cash that are neither past due nor impaired can be referenced to external ratings (if available) or to historical information about counterparty default rates.

	Notes	Maximum exposure	
		December 31, 2024 N. '000	December 31, 2023 N. '000
Cash and cash equivalents	25	37,401,779	18,938,305
Trade receivables	22	185,749,026	128,336,485
Other receivables*	22	1,044,301	64,690,987
Unpaid share capital	22	195,000	195,000
Total		224,390,106	212,160,777

*Other receivables exclude withholding tax recoverable, supplier advances, prepayment and value added tax (VAT) receivables as these are non-financial instruments.

Eko Electricity Distribution Plc

(Registration number 638862)

Financial Statements for the year ended December 31, 2024

Notes to the financial statements

9. Financial instruments and risk management (continued)

(ii) Credit quality of cash and cash equivalent

	December 31, 2024 N. '000	December 31, 2023 N. '000
B-	37,400,940	18,937,531
Non-rated	839	774
	37,401,779	18,938,305

This is based on Fitch national long-term rating. National credit ratings are an assessment of credit quality relative to the rating of the lowest credit risk in a country. This lowest risk will normally, although not always, be assigned to all financial commitments issued or guaranteed by the sovereign state. National Ratings are not intended to be internationally comparable and are denoted by a special identifier for the country concerned. The performance of national ratings will also not be strictly comparable over time, given the moving calibration of the entire scale to the entity or entities with the lowest credit risk in a country, whose creditworthiness relative to other entities internationally may change significantly over time.

These above ratings are explained as follows:

"B" ratings indicate that material default risk is present, but a limited margin of safety remains. Financial commitments are currently being met; however, capacity for continued payment is vulnerable to deterioration in the business and economic environment.

The modifiers "+" or "-" may be appended to a rating to denote relative status within major rating categories.

'Others' indicate cash in hand and financial institutions with no available ratings

c. Liquidity risk

Liquidity risk is the risk that the Company will not be able to meet its financial obligations as they fall due. The Company currently has a liquidity risk policy and relies on cash flows generated from customer payments to settle its financial obligations.

Maturity analysis

The table below analyses financial liabilities of the Company into relevant maturity periods based on the remaining period at reporting date to the contractual maturity date. The amounts disclosed in the table are the contractual undiscounted cash flows.

2024

		Less than 1 year N. '000	Between 1 to 2 years N. '000	Beyond 2 years N. '000	Total N. '000
Borrowings	29	8,493,631	9,871,266	40,376,853	58,741,750
Lease liabilities	20.2	2,830,355	-	-	2,830,355
Trade and other payables		80,360,897	-	-	80,360,897
		91,684,883	9,871,266	40,376,853	141,933,002

2023

		Less than 1 year N. '000	Between 1 to 2 years N. '000	Beyond 2 years N. '000	Total N. '000
Borrowings	29	5,295,478	5,481,071	38,749,293	49,525,842
Lease liabilities	20.2	1,397,046	1,390,446	1,390,171	4,177,663
Trade and other payables		115,891,080	-	-	115,891,080
		122,583,604	6,871,517	40,139,464	169,594,585

*Trade and other payables above exclude Pension, Value Added Tax (VAT) and Withholding Tax (WHT) payables as at year end.

All trade and other payable amounts in table above fall due within 3 months from year end.

Eko Electricity Distribution Plc

(Registration number 638862)

Financial Statements for the year ended December 31, 2024

Notes to the financial statements

9. Financial instruments and risk management (continued)

Borrowings relates to Central Bank of Nigeria (CBN)- Nigerian Electricity Market Stabilization facility and commercial bank facilities.

9.2 Sensitivity analysis

The table below shows information on the sensitivity of the carrying amounts of the Company's financial assets to the methods, assumptions and estimates used in calculating impairment losses on the financial assets at the end of the reporting period. These methods, assumptions and estimates have a significant risk of causing material adjustments to the carrying amounts of the Company's financial assets.

Simplified approach

Expected cash flow recoverable from trade receivables:

The table below demonstrates the sensitivity to a 10% change in the expected cash flows from trade receivables, with all other variables held constant:

	2024 N. '000	2024 N. '000	2023 N. '000	2023 N. '000
Increase or decrease in rate	Increase	Decrease	Increase	Decrease
Impact on profit or loss: Estimated cashflow +10%/ (-10%)	5,849,436	(5,849,436)	5,437,785	(5,437,785)

A 10% increase in the estimated cash flows would increase profit before tax by N5.8billion (2023: N5.4billion) while a corresponding 10% decrease in the estimated cash flows will reduce profit before tax by N5.8billion (2023: N5.4billion).

The table below shows the sensitivity of the expected credit loss on trade receivables to a 10% increase or decrease in each forward-looking macro variable, with all other variables held constant.

Simplified approach

		+10% N. '000	GDP Growth Held constant N. '000	-10% N. '000
Inflation rate	+10%	4,933,339	567,008	(4,933,339)
	Held constant	-	-	-
	-10%	(4,933,339)	(567,008)	4,933,339

9.3 Fair value estimation

The table below analyses financial instruments whose fair values have been disclosed by valuation method. The different levels have been defined as follows:

-Quoted prices (unadjusted) in active markets for identical assets or liabilities (level 1).

-Inputs other than quoted prices included within level 1 that are observable for the asset or liability either directly (that is, as prices) or indirectly (that is, derived from prices) (level 2).

-Input for the asset or liability that are not based on observable market data (that is, unobservable inputs).

The carrying amount of the following assets and liability is a reasonable approximation of their fair value:

-Trade and other receivables

-Cash and cash equivalents

-Trade and other payables

None of the Company's assets or liabilities fall within level 1 or 2.

Eko Electricity Distribution Plc

(Registration number 638862)

Financial Statements for the year ended December 31, 2024

Notes to the financial statements

9. Financial instruments and risk management (continued)

a. Financial instruments in level 1

The fair value of financial instruments traded in active markets is based on quoted market prices at the balance sheet date. A market is regarded as active if quoted prices are readily and regularly available from an exchange, dealer, broker, industry group, pricing service, or regulatory agency, and those prices represent actual and regularly occurring market transactions on an arm's length basis. The quoted market price used for financial assets held by the Company is the current bid price. These instruments are included in level 1. Instruments included in Level 1 comprise primarily Nigerian Stock Exchange (NSE) listed.

b. Financial instruments in level 2

The fair value of financial instruments that are not traded in an active market (for example, over-the-counter derivatives) is determined by using valuation techniques. These valuation techniques maximise the use of observable market data where it is available and rely as little as possible on entity specific estimates. If all significant inputs required to fair value an instrument are observable, the instrument is included in level 2.

c. Financial instrument in level 3

If one or more of the significant inputs is not based on observable market data, the instrument is included in level 3. Techniques, such as discounted cash flow analysis, are used to determine fair value for the financial instruments included in level 3.

Financial instruments not measured at fair value

Financial instruments by category

Amounts are based on the values recognised in the statement of financial position. All financial instruments are at amortised cost. The Company's financial instruments at reporting date are disclosed below:

Financial assets at amortised cost

		December 31, 2024 N. '000	December 31, 2023 N. '000
Trade receivables	22	185,749,026	128,336,485
Other receivables	22	1,044,301	415,853
Tariff shortfall receivables	22	-	64,275,134
Cash and cash equivalents	25	37,401,779	18,938,305
Restricted cash	23	21,263,420	19,260,238
Total		245,458,526	231,226,015

Financial liabilities at amortised cost

		December 31, 2024 N. '000	December 31, 2023 N. '000
Trade payables	26	49,229,474	90,540,261
Other payables	26	13,405,388	6,353,983
Interest payables	26	12,089,420	12,089,420
Borrowings	29	40,878,601	31,713,160
Lease liabilities	20	2,818,940	3,482,559
Total		118,421,823	144,179,383

9.4 Capital risk management

The Company's capital management policy and objective is to maintain reliable and sustainable capital in order to sustain future development of the business while maintaining adequate returns for the shareholders.

Various financial ratios and internal targets are assessed and reported to the board of directors to monitor and support the key objectives set out above. These ratios and targets include:

- Earning Before Interest Tax Depreciation and Amortisation (EBITDA);
- Current asset ratio;
- Interest cover; and
- Gearing ratio

Eko Electricity Distribution Plc

(Registration number 638862)

Financial Statements for the year ended December 31, 2024

Notes to the financial statements

9. Financial instruments and risk management (continued)

The Company's objective is to maintain these financial ratios in excess of any debt covenant restrictions and use them as a performance measurement and hurdle rate. The failure of a covenant test could render the facilities in default and repayable on demand at the option of the lender.

Capital is calculated as total equity plus net debt and it is monitored regularly by the Company's management. The gearing ratios as at the end of December 31, 2024 and December 31, 2023 are as follows:

	December 31, 2024 N. '000	December 31, 2023 N. '000
Borrowings	40,878,601	31,713,160
Cash and cash equivalents	(37,401,779)	(18,938,305)
Net borrowings	3,476,822	12,774,855
Equity	104,019,899	67,564,832
	107,496,721	80,339,687
Gearing ratio	3 %	16 %

9.5. Impairment of financial assets

The following are the Company's financial assets that are subject to IFRS 9's expected credit loss model:

- Trade receivables
- Tariff shortfall receivables
- Cash and cash equivalents
- Contract assets

a. Trade receivables

The Company's exposure to credit risk is influenced mainly by the individual characteristics of each customer.

The Company has a credit and risk management committee which is in charge of establishing its credit policy for its customers. Outstanding balances from sales made to customers are regularly reviewed and assessed for likelihood of collectability.

Based on the Company's business, it limits its exposure to credit risk from trade receivables by establishing a maximum payment period of two years for its customer groups. The Company considers any of its balances above two year to be credit impaired as at the reporting date.

Trade receivables are grouped into two categories, reflecting similar credit characteristics; Key Client Group (KCG) and Non Key Client Group (NKCG). The NKCG group of customers comprises electricity units to Ministry, Departments and Agencies (MDAs). Based on the Company's experience, these exhibit a different payment profile compared to its KCG group of customers. The Company applies the simplified approach in measuring the expected credit losses (ECL) which recognises a lifetime expected loss allowance for all trade receivables. Trade receivables represent the amount of receivable from third-party customers for the supply of power. The expected credit loss rate for this receivable is determined using a provision matrix approach.

The provision matrix approach is based on the historical credit losses experienced within 5 years before December 31, 2024. The historical loss rates are adjusted to reflect forward looking information on macroeconomic factors affecting the ability of the customers to settle the receivables. The Company has identified inflation rate and Nigeria GDP (being the country in which it provides its services) to be the most relevant factor, and accordingly adjusts the historical loss rates based on expected changes in these factors.

On that basis, the loss allowance as at December 31, 2024 and December 31, 2023 in accordance with IFRS 9 was determined as follows:

The expected loss rates are as follows:

December 31, 2024	Expected Credit loss rate %	Gross carrying amount N. '000	Loss allowance N. '000
Key Client Group (KCG)	31	10,412,717	3,809,826
Non Key Client Groups (NKCG)	37	176,102,922	54,684,531
		186,515,639	58,494,357

Eko Electricity Distribution Plc

(Registration number 638862)

Financial Statements for the year ended December 31, 2024

Notes to the financial statements

9. Financial instruments and risk management (continued)

The Expected credit loss according age bracket is as follows:

December 31, 2024	Expected Credit loss rate %	Gross carrying amount N. '000	Loss allowance N. '000
0 months	14	1,089,161	(156,884)
1-3 months	13	6,685,477	(859,221)
4-6 months	14	131,613,306	(18,448,446)
7-9 months	13	7,655,047	(1,005,324)
10-12 months	13	1,668,043	(219,878)
13-24 months	100	4,649,831	(4,649,831)
Above 2 years	100	33,154,774	(33,154,774)
		186,515,639	(58,494,358)

December 31, 2023	Expected Credit loss rate %	Gross carrying amount N. '000	Loss allowance N. '000
Key Client Group (KCG)	46	45,491,318	21,106,694
Non Key Client Groups (NKCg)	64	82,845,167	53,912,265
		128,336,485	75,018,959

December 31, 2023	Expected Credit loss rate %	Gross carrying amount N. '000	Loss allowance N. '000
0 months	11	9,355,673	(1,001,675)
1-3 months	14	8,158,362	(1,172,127)
4-6 months	17	13,198,159	(2,255,519)
7-9 months	18	6,826,386	(1,297,872)
10-12 months	20	7,745,943	(1,584,443)
13-24 months	20	19,225,942	(3,881,303)
Above 2 years	100	63,826,020	(63,826,020)
		128,336,485	(75,018,959)

The loss allowances for trade receivables as at 31 December reconcile to the opening loss allowances as follows:

	December 31, 2024 N. '000	December 31, 2023 N. '000
Balance at 1 January	75,018,958	64,772,565
Net remeasurement of loss allowance recognised in the profit or loss during the year	12 (14,677,768)	10,246,393
Balance at 31 December	60,341,190	75,018,958

b. Tariff shortfall receivables

The reconciliation of the loss allowance for tariff shortfall receivables as at December 31, 2024 to the opening loss allowance on January 1, 2024 is as follows

Stage 1	December 31, 2024 N. '000	December 31, 2023 N. '000
Opening loss allowance	(2,345,430)	(1,461,254)
Net remeasurement of loss allowance recognised in the profit or loss during the year	2,345,430	(884,176)
Closing loss allowance	-	(2,345,430)

There is no impairment that applies to stage 2 and stage 3.

Eko Electricity Distribution Plc

(Registration number 638862)

Financial Statements for the year ended December 31, 2024

Notes to the financial statements

	2024 N. '000	2023 N. '000
--	-----------------	-----------------

9. Financial instruments and risk management (continued)

Movement in the tariff shortfall receivables is as follows

Gross carrying amount reconciliation	December 31, 2024 N. '000	December 31, 2023 N. '000
Gross carrying amount at the beginning	64,275,134	11,577,107
Additions during the year	-	62,228,000
Credit notes received during the year	(64,275,134)	(9,529,973)
Gross carrying amount at the year end	-	64,275,134

Probability of default (PD)	12-month PD and life time PD for stage 1 is 31%
Loss given default (LGD)	12-month LGD and lifetime LGD were determined using average recovery rate for S&P which was 1.91%
Exposure at default (EAD)	The EAD is the maximum exposure of the receivable to credit risk
Probability weightings	1.135%, 1.256% and 1.013% were used for optimistic base and downturn scenario respectively
Macro economic indication	The historical inflation rate and GDP were assessed to determine probability of default.

c. Cash and cash equivalents

Cash and cash equivalents comprise cash on hand and cash balances with banks. The cash and cash equivalents are held with bank and reputable financial institution in Nigeria. The Company considers that its cash and cash equivalents have low credit risk based on the external credit ratings of the counterparties.

The impairment on cash and cash equivalent and restricted cash are considered immaterial for both 2024 and 2023.

10. Revenue

Revenue from contracts with customers

Revenue from Pre-paid Customers	63,282,444	43,317,409
Revenue from Post-paid Customers	263,865,821	137,368,078
	327,148,265	180,685,487

Refer to Note 4a for the basis of recognition of postpaid and prepaid revenue

10.1 Disaggregation of revenue from contracts with customers

The Company derives revenue from delivering electricity to different customer groups over a period of time across the Company's distribution network in Lagos state.

Prepaid meters (PPM)-Vending	63,282,444	43,317,409
Band A	180,634,351	65,735,063
Band B	56,158,115	34,080,105
Band C	17,559,128	21,009,976
Band D	8,563,529	14,712,386
Band E	950,698	1,280,510
Residential	-	347,430
Commercial customers	-	202,608
	327,148,265	180,685,487

11. Cost of sales

Cost of energy	454,983,508	184,333,883
Inventories lost	154,514	104,112
Write down of obsolete inventory items	56,236	-
Employee costs	2,857,447	5,459,801
Depreciation	9,918,415	8,918,821
	467,970,120	198,816,617

Eko Electricity Distribution Plc

(Registration number 638862)

Financial Statements for the year ended December 31, 2024

Notes to the financial statements

	2024 N. '000	2023 N. '000
12. Net impairment reversal/(loss) on financial assets		
Impairment gain/(loss) on trade receivables (Note 22.1)	14,677,768	(10,246,394)
(Loss) on tariff shortfall receivables (Note 22.2)	-	(884,176)
	14,677,768	(11,130,570)

13. Operating expenses

Publicity and advertising	403,482	756,474
Amortisation of intangible assets (Note 19)	928,311	446,478
Audit fee	121,100	70,000
Bank charges	319,075	305,651
Switching company charge	3,456,887	2,432,841
Consulting and professional fees	5,250	-
Consumables	317,090	228,318
Revenue collection	2,799,260	2,809,734
Depreciation-Property, plant and equipment (Note 18)*	532,761	430,016
Depreciation-right-of-use-assets (Note 20.3)	2,111,614	1,371,162
Donations	-	256,337
Employee benefits (Note 37.1)	7,819,800	4,245,236
Director's remuneration (Note 37.2)	567,806	558,527
Office expenses	842,062	598,574
Consultancy fee**	8,982,025	6,107,215
Repairs and maintenance	1,257	880
Safety materials	75,005	434,083
Network maintenance expenses***	7,728,604	6,683,859
Security services	412,951	346,276
Staff training	1,225,591	1,353,612
Rent****	2,149,224	942,109
Transport, travel and insurance	1,845,997	1,454,815
	42,645,152	31,832,197

*Depreciation-Property plant and equipment relates to building, fixtures and fittings and motor vehicles,

**Consultancy fee relate to charges for professional services rendered to the company.

***Network maintenance expenses relates to repairs of equipments such as substations, transformers, overheadlines etc.

****Rent relates to subscription and fees, water rate, rates, electricity bills, short-term vehicle lease and office rent accommodation.

14. Other income

Tariff shortfall**	230,770,535	62,228,000
Customer granted assets*	12,003,143	10,151,947
Reconnection fees	1,495,154	976,399
Service connection fees	257,143	366,230
Insurance compensation	17,619	165,934
Other non-operating income***	78,491	169,827
Contractor registration fees	9,000	9,250
Government grants (Note 30)	2,552,070	2,649,897
Net foreign exchange gain on foreign currency	29,407	9,027
	247,212,562	76,726,511

*Customer granted assets are distribution network assets transferred to the Company by its customers during the year. The fair value of these assets was estimated by the Company based on observable prices of similar items purchased during the year (largely transformers and accessories).

Eko Electricity Distribution Plc

(Registration number 638862)

Financial Statements for the year ended December 31, 2024

Notes to the financial statements

	2024 N. '000	2023 N. '000
14. Other income (continued)		
**NERC is expected to implement minor MYTO reviews monthly. However, this review has not given rise to a cost reflective tariff. As a result, the Company has not been able to pass on the full cost of energy purchased to end users leading to both tariff (due from customers to Discos) and market (due from Discos to the market) shortfalls.		
In 2024, NERC issued regulatory instrument in line with the policy of the FGN on electricity subsidy that NBET issue invoices to EKEDP net of the applicable tariff approved by the Commission on a monthly basis which form the tariff shortfall (subsidy) of N230.8 Billion (2023: N62.2 billion). The significant increase in the tariff shortfall for the year is attributable to increase in cost of energy from GENCOs which was not reflected in the MYTO tariff charged to customers for the year.		
***Other non-operating income related to income from the company's car park, re-imburement from Industrial Training Fund (ITF) for staff training, and payment in lieu of exit from staff.		
15. Finance income		
Interest income on bank balances	428,136	350,858
Total interest income	428,136	350,858
16. Finance costs		
Lease interest expense (Note 20.3)	880,045	488,674
Interest on loan borrowings (Note 29)	7,377,215	5,854,966
Total finance costs	8,257,260	6,343,640
17. Taxation		
a. Income tax expense		
Current		
Corporate tax	7,001,042	3,094,878
Tertiary Education Tax (TET)	2,100,313	928,465
Nigeria Police Trust Fund levy (NPTF)*	3,530	480
	9,104,885	4,023,823
Deferred		
Deferred income tax charge/(credit)	15,296,704	(4,438,085)
	24,401,589	(414,262)
*The Nigeria Police Trust Fund (Establishment) Act, 2019 imposes a levy of 0.005% of the net profit of companies operating businesses in Nigeria.		
b. Reconciliation of the tax expense		
Reconciliation between accounting profit/(loss) and tax expense.		
Accounting profit	70,594,200	9,639,832
Tax at the applicable tax rate of 30% (2023: 30%)	21,178,260	2,891,950
Tax effect of adjustments on taxable income		
Effect of education and NPTF tax levy	2,103,843	928,945
Tax incentives	-	(6,200,289)
Effect of non-deductible expenses	(14,177,218)	6,403,217
Deferred tax credit	15,296,704	(4,438,085)
Tax charge for the year	24,401,589	(414,262)

The Effective income tax rate for the year was 35% (2023: 20%)

Eko Electricity Distribution Plc

(Registration number 638862)

Financial Statements for the year ended December 31, 2024

Notes to the financial statements

	2024 N. '000	2023 N. '000
c. Current income tax liability		
Current tax payable	12,717,690	8,693,867
Corporate tax	7,001,042	3,094,878
Tertiary Education Tax (TET)	2,100,313	928,465
Nigeria Police Trust Fund Levy	3,530	480
Payment during the year	-	-
	21,822,575	12,717,690

d. Deferred tax

Deferred income tax assets and liabilities are offset when there is a legally enforceable right to offset current tax assets against current tax liabilities and when the deferred income tax assets and liabilities relate to income taxes levied by the same taxation authority on either the taxable entity or different taxable entities where there is an intention to settle the balances on a net basis.

Deferred income tax assets are recognised only to the extent that it is probable that future taxable profit will be available against which the temporary differences can be utilised.

The Company has concluded that the deferred assets will be recoverable using the estimated future taxable income based on the approved business plans and budgets.

Deferred tax at beginning of the year	30,699,289	26,261,203
Recognised in Profit or Loss	(15,296,704)	4,438,086
Total net deferred tax asset	15,402,585	30,699,289

The balance comprises temporary differences attributable to:

At beginning of year	30,699,289	26,261,203
Property, plant and equipment	(4,019,719)	12,436,772
Right-of-use assets	(606,299)	47,362
Intangible assets	(1,669,614)	55,064
Inventories	(11,544)	11,544
Investment Allowance	(18,192,690)	-
Leases	1,967,707	(687,530)
Trade and other receivables	(7,221,021)	19,156,208
Retirement benefit obligation	29,177	(2,292)
Unused capital allowance	14,427,299	(26,579,042)
Total deferred tax assets	15,402,585	30,699,289

Eko Electricity Distribution Plc

(Registration number 638862)

Financial Statements for the year ended December 31, 2024

Notes to the financial statements

18. Property, plant and equipment

Reconciliation of property, plant and equipment

	Land	Buildings	Distribution network assets*	Furniture and fixtures	Motor vehicles	Capital work in progress	Total
	N. '000	N. '000	N. '000	N. '000	N. '000	N. '000	N. '000
Cost							
At January 1, 2023	209,645	656,964	173,802,798	2,679,435	1,853,871	4,623,484	183,826,197
Additions	-	1,914,721	11,418,646	388,599	397,750	9,648,161	23,767,877
Transfers	-	-	5,878,737	-	-	(5,878,737)	-
At December 31, 2023	209,645	2,571,685	191,100,181	3,068,034	2,251,621	8,392,908	207,594,074
Additions	-	-	16,235,653	672,707	-	8,338,376	25,246,736
Transfers	-	27,023	12,479,277	386	-	(12,506,686)	-
Adjustment	-	-	(228,237)	-	-	-	(228,237)
At December 31, 2024	209,645	2,598,708	219,586,874	3,741,127	2,251,621	4,224,598	232,612,573
Accumulated depreciation							
At January 1, 2023	-	(167,050)	(118,000,164)	(1,704,015)	(1,818,754)	-	(121,689,983)
Charge for the year	-	(20,906)	(8,918,821)	(341,277)	(67,833)	-	(9,348,837)
At December 31, 2023	-	(187,956)	(126,918,985)	(2,045,292)	(1,886,587)	-	(131,038,820)
Charge for the year	-	(52,760)	(9,962,831)	(388,412)	(91,590)	-	(10,495,593)
Adjustment	-	-	44,418	-	-	-	44,418
At December 31, 2024	-	(240,716)	(136,837,398)	(2,433,704)	(1,978,177)	-	(141,489,995)
Carrying amount							
At December 31, 2023	209,645	2,383,729	64,181,196	1,022,742	365,034	8,392,908	76,555,254
At December 31, 2024	209,645	2,357,992	82,749,476	1,307,423	273,444	4,224,598	91,122,578

No asset of the Company has been pledged as collateral for loan.

*The depreciation for Distribution network assets are recognised as part of cost of sale in Note 11, while others form part of operating expense in Note 13.

**Adjustment relates to reclassification of distribution substation equipment to construction work in progress and correction of the amount recognised for meter asset.

Eko Electricity Distribution Plc

(Registration number 638862)

Financial Statements for the year ended December 31, 2024

Notes to the financial statements

19. Intangible assets

	2024		2023	
	Cost	Accumulated amortisation	Carrying value	
	N'000	N'000	N'000	N'000
Computer software	12,666,678	(2,430,936)	10,235,742	2,539,090
				(1,502,626)
				1,036,464

Reconciliation of intangible assets

	Computer software N. '000	Total N. '000
Cost		
At January 1, 2023	2,447,248	2,447,248
Additions	91,842	91,842
At December 31, 2023	2,539,090	2,539,090
Additions	10,127,588	10,127,588
At December 31, 2024	12,666,678	12,666,678
Accumulated amortisation		
At January 1, 2023	(1,056,147)	(1,056,147)
Charge for the year	(446,479)	(446,479)
At December 31, 2023	(1,502,626)	(1,502,626)
Charge for the year	(928,310)	(928,310)
At December 31, 2024	(2,430,936)	(2,430,936)
Carrying amount		
Cost	2,539,090	2,539,090
Accumulated amortisation	(1,502,626)	(1,502,626)
At December 31, 2023	1,036,464	1,036,464
Cost	12,666,678	12,666,678
Accumulated amortisation	(2,430,936)	(2,430,936)
At December 31, 2024	10,235,742	10,235,742

Intangible assets mainly represents the cost of computer software licenses used in the Company's operations

Eko Electricity Distribution Plc

(Registration number 638862)

Financial Statements for the year ended December 31, 2024

Notes to the financial statements

20. Leases

Amounts recognised in the statement of financial position:

20.1 Reconciliation of right of use assets

	Buildings	Motor vehicles	Total
	N. '000	N. '000	N. '000
Cost			
At January 1, 2023	916,608	4,056,873	4,973,481
Additions	29,514	3,524,288	3,553,802
Derecognition of right of use asset	(199,991)	-	(199,991)
At December 31, 2023	746,131	7,581,161	8,327,292
Additions	250,661	3,365,184	3,615,845
Derecognition of Right-of-use assets	(111,057)	-	(111,057)
At December 31, 2024	885,735	10,946,345	11,832,080
Depreciation and impairment			
At January 1, 2023	(396,188)	(2,556,431)	(2,952,619)
Depreciation	(117,770)	(1,253,392)	(1,371,162)
Depreciation on derecognised Right-of-use of assets	99,996	-	99,996
At December 31, 2023	(413,962)	(3,809,823)	(4,223,785)
Depreciation	(102,832)	(2,008,782)	(2,111,614)
Depreciation on derecognised Right-of-use of assets	77,743	-	77,743
At December 31, 2024	(439,051)	(5,818,605)	(6,257,656)
Carrying amount			
Cost	746,131	7,581,161	8,327,292
Accumulated depreciation	(413,962)	(3,809,823)	(4,223,785)
At December 31, 2023	332,169	3,771,338	4,103,507
Cost	885,735	10,946,345	11,832,080
Accumulated depreciation	(439,051)	(5,818,605)	(6,257,656)
At December 31, 2024	446,684	5,127,740	5,574,424

20.2 Lease liabilities

	Building	Motor Vehicles	Total
	N. '000	N'000	N'000
2024			
At 01 January	346,772	4,031,469	4,378,241
Additions	26,091	835,503	861,594
Derecognition of lease liability	(79,526)	-	(79,526)
Interest expense	81,193	798,852	880,045
Payments	(232,411)	(2,597,944)	(2,830,355)
Modifications	223,070	2,529,681	2,752,751
At 31 December	365,189	5,597,561	5,962,750
Current lease liabilities	140,147	3,003,664	3,143,811
Non-current lease liabilities	225,042	2,593,898	2,818,940
	365,189	5,597,562	5,962,751

Eko Electricity Distribution Plc

(Registration number 638862)

Financial Statements for the year ended December 31, 2024

Notes to the financial statements

20. Leases (continued)

2023

	Buildings	Motor Vehicles	Total
	N'ooo	N'ooo	N'ooo
At 01 January	491,271	1,724,551	2,215,822
Additions	28,332	3,524,288	3,552,620
Interest expense	41,543	447,131	488,674
Payments made	(62,993)	(1,664,501)	(1,727,494)
Lease modification	(151,381)	-	(151,381)
At 31 December	346,772	4,031,469	4,378,241
Current lease liabilities	140,641	755,041	895,682
Non-Current lease liabilities	206,131	3,276,428	3,482,559
	346,772	4,031,469	4,378,241

20.3 Amounts recognised in the statement of profit or loss

2024

	Buildings	Motor Vehicles	Total
	N.'ooo	N.'ooo	N.'ooo
Depreciation charge on right-of-use assets	96,378	2,015,236	2,111,614
Interest expense (included in finance cost)	66,470	813,575	880,045
	162,848	2,828,811	2,991,659

2023

	Buildings	Motor Vehicles	Total
	N.'ooo	N.'ooo	N.'ooo
Depreciation charge on right-of-use assets	117,770	1,253,392	1,371,162
Interest expense (included in finance cost)	41,543	447,131	488,674
Expense relating to short term leases (included in rent expenses)	-	2,686	2,686
	159,313	1,703,209	1,862,522

20.4 Amounts recognised in the statement of cash flows

	December 31, 2024	December 31, 2023
	N. 'ooo	N. 'ooo
Financing activities - total cash outflow for leases	(2,830,355)	(1,727,495)
Additions to right-of-use-assets	3,615,845	3,553,802
Lease liability at inception	(861,594)	(3,552,620)
Modification to lease liabilities	2,245,811	-
Net payment on acquisition of right of use assets	5,000,062	1,182

21. Inventories

Distribution stores	3,823,499	3,960,374
Stationeries	226,503	184,612
	4,050,002	4,144,986
Write down of obsolete inventory items	(56,236)	(34,982)
	3,993,766	4,110,004

Inventories recognised as expense include distribution items and stationeries used in maintenance during the year. They are included as part of network maintenance expenses under operating expenses and amounted to NGN1.4 billion (2023: NGN1.059 billion).

Eko Electricity Distribution Plc

(Registration number 638862)

Financial Statements for the year ended December 31, 2024

Notes to the financial statements

	2024 N. '000	2023 N. '000
22. Trade and other receivables		
Trade receivables	185,749,026	128,336,485
Less: Expected credit loss on trade receivables	(58,494,357)	(73,182,699)
Less: Impairment of fixed charge	(1,836,259)	(1,836,259)
	125,418,410	53,317,527
Other receivables:		
Unpaid share capital	195,000	195,000
Other receivables *	1,044,301	415,853
Advance payment to vendors **	2,985,824	6,494,046
Tariff shortfall receivables	-	64,275,134
Less: Expected credit loss on tariff shortfall receivables	-	(2,345,430)
	4,225,125	69,034,603
Total trade and other receivables	129,643,535	122,352,130

*Other receivables relate to monies collected from customers not yet remitted to the Company by its collection agents (Interswitch Limited, E-Tranzact, Unified Payment, Coral Pay and Crown Initiative (RCM)).

** Advance payments to vendors represent amounts advanced for the acquisition of consumable spare parts and other consumables, which were yet to be delivered as at year end.

22.1. Movement in impairment of trade receivables

Balance at the beginning of the year	(75,018,959)	(64,772,565)
Impairment reversal/(charge) for the year	14,677,768	(10,246,394)
Balance at the end of the year	(60,341,191)	(75,018,959)

22.2 Movement in impairment of tariff shortfall receivables:

Balance at the beginning of the year	(2,345,430)	(1,461,254)
Reversal/(charge) for the year	2,345,430	(884,176)
Balance at the end of the year	-	(2,345,430)

23. Restricted cash

Restricted cash -non current	7,586,747	7,020,015
Restricted cash- current	13,676,673	12,240,223
	21,263,420	19,260,238

*Restricted cash-current represent cash deposits held for payment of Value Added Tax.

**Restricted cash- non current represent cash deposits as collateral with respect to bank guarantees issued in favour of the Nigerian Bulk Electricity Trading Company Plc (NBET) and the Operator of the Nigeria Electricity Market (ONEM). These bank guarantees were issued by a Nigerian commercial bank (Note 31). These deposits will mature at the expiration of the guarantees which are long-term in nature and have been classified as non-current in these financial statements.

24. Prepayments

Balance at the end of the year	1,022,819	1,022,819
--------------------------------	-----------	-----------

Prepayments relate to advance payment for the design, manufacture, supply and installation of SCADA/DMS system.

25. Cash and cash equivalents

Cash and cash equivalents consist of:

Cash on hand	839	774
Cash at bank	37,400,940	18,937,531
	37,401,779	18,938,305

Eko Electricity Distribution Plc

(Registration number 638862)

Financial Statements for the year ended December 31, 2024

Notes to the financial statements

	2024 N. '000	2023 N. '000
26. Trade and other payables		
Trade payables*	49,229,479	90,540,261
Other payables**	13,405,388	6,353,983
Accruals***	6,136,546	6,317,892
Interest payables****	12,089,420	12,089,420
Pension	293,547	1,645
Withholding tax	3,258,013	2,255,991
Value Added Tax	50,717,227	39,476,261
	135,129,620	157,035,453

*Trade payables relates to payables to NBET and other suppliers as at year end.

**Other payables include payables to employees, security deposits from wallet partners and Nigeria Social Insurance Trust Fund (NSITF) and Industrial Training Fund (ITF) payables.

***Accruals relates to estimates of services enjoyed from vendors for which invoices are yet to be received.

****Interest payables relates to interest charged by NBET and ONEM on outstanding trade payable for the supply of energy.

27. Contract liabilities

Reconciliation of contract liabilities

Balance at the beginning of the year	1,508,011	1,777,827
Recognised as revenue during the year	(1,373,463)	(1,643,279)
Additions during the year	256,280	1,373,463
Balance at the end of the year	390,828	1,508,011

The contract liabilities primarily relate to the advance consideration received from prepaid customers for supply of electricity which is yet to be consumed. This is derived by calculating an energy consumption factor for each customer based on energy unit purchased during the year and applying this on a prorated basis to estimate quantity of the last units of energy purchased by the customer that should be deferred.

28. Contract assets

Contract assets	5,091,589	2,436,182
-----------------	-----------	-----------

Reconciliation of contract assets

Balance at the beginning of the year	2,436,182	1,818,426
Recognised as account receivables during the year	(2,436,182)	(1,818,426)
Additions during the year	5,091,589	2,436,182
Balance at the end of the year	5,091,589	2,436,182

Contract assets are derived by using a consumption factor based on billings for the year multiplied by the number of outstanding days till the period end from the last billing date.

Contract assets are recognised to the extent that performance obligations have been performed by the company and that revenue has been recognised in accordance with IFRS 15 Revenue, but for which the company's right to consideration is not yet unconditional. When the right to consideration becomes unconditional, the contract asset is transferred to trade receivables.

There were no impairment allowances recognised on contract assets as it was immaterial (2023: Nil)

Eko Electricity Distribution Plc

(Registration number 638862)

Financial Statements for the year ended December 31, 2024

Notes to the financial statements

	2024 N. '000	2023 N. '000
29. Borrowings		
Balance at the beginning of the year	31,713,160	32,412,394
Additions	15,741,433	1,372,088
Interest on loan	7,377,215	5,854,966
Interest charged to TCN on NEMSF-3	2,092,180	1,695,339
Reclassification	(105)	-
Deferred income - government grant	(3,484,876)	(116,089)
Principal repayment	(6,590,023)	(4,824,344)
Interest repayment	(5,970,383)	(4,681,194)
Balance at the end of the year	40,878,601	31,713,160
Details of borrowings:		
Loans from CBN - NEMSF Intervention Fund	37,439,827	49,518,558
Loans from commercial bank	6,923,650	-
Deferred income - government grant	(3,484,876)	(17,805,398)
Balance at the end of the year	40,878,601	31,713,160
Details of borrowings:		
Non-current portion	32,384,865	26,417,682
Current portion	8,493,736	5,295,478
	40,878,601	31,713,160
Split between non-current and current portions		
Non-current liabilities	32,384,865	26,417,682
Current liabilities	8,493,736	5,295,478
	40,878,601	31,713,160

a. CBN - Nigerian Electricity Market Stabilization Facility (CBN - NEMSF)

The Central Bank of Nigeria commenced disbursement to market participants who had met the condition precedent to the disbursement of the CBN - Nigerian Electricity Market Stabilization Facility ("CBN - NEMSF") in 2015. The NEMSF, also known as the CBN Intervention fund is aimed at settling the outstanding payment obligations due to the market participants during the Interim Rules Period ("IRP Debts") as well as the legacy gas debt of the PHCN generation companies owed to gas suppliers ("Legacy Gas Debt") which has been transferred to the Nigerian Electricity Liability Management Company Limited ("NELMCO").

The Company received NGN5.8 billion from this fund in 2015. The loan is repayable over a 10-year period, with a 1 year moratorium on the principal repayment beginning from the date of first disbursement. Interest is payable on outstanding loan balances at an interest rate of 10%.

In 2018, an additional disbursement of NGN214 million was made by CBN to Market Operators. This disbursement was made directly to the Market Operators and the Company did not receive any cash for the disbursement.

b. CBN - Nigerian Electricity Market Stabilization Facility 2 (CBN – NEMSF- 2)

In 2021, for the purpose of promoting sustainability of Nigerian Electricity Supply Industry (NESI) the Federal Government through the CBN issued another credit facility-Nigerian Electricity Market Stabilization Facility – 2 (CBN – NEMSF 2) to enable Distribution Companies (DisCos) settle their payment obligations to NBET and the Market operator as well as operational expenses and to finance critical infrastructural upgrades in line with MYTO approved CAPEX by NERC. The loan has a 10 year repayment period with 2 years moratorium. The concessionary interest rate of 5% was upheld up till February 2022, after which it will become 10% per annum. As at year end 2024, the company has received a total sum of N37 billion.

c. CBN - Nigerian Electricity Market Stabilization Facility 3 (CBN – NEMSF- 3)

In May 2021, the Company entered into an agreement with the Transmission Company of Nigeria(TCN) to invest, in accordance with NERC regulations for investment in electricity networks, in critical infrastructure upgrade of the electricity networks of the TCN within the franchise area of EKEDC for the purpose of meeting the Regulatory service level obligation (SLOs) under the service band tariff. This investment is funded by a 10 years loan from CBN. This loan is payable by TCN through set-off of monthly invoice repayment due from EKEDC to TCN throughout the life of the facility. As at year end, N18.1

Eko Electricity Distribution Plc

(Registration number 638862)

Financial Statements for the year ended December 31, 2024

Notes to the financial statements

	2024 N. '000	2023 N. '000
--	-----------------	-----------------

29. Borrowings (continued)

billion had been drawn down. A concessionary interest rate of 5% was upheld till February 2022, after which it became 9% per annum. There was also 2 years moratorium on principal repayment.

d. CBN - National Mass Metering Programme Phase Zero (NMMP – o)

At the introduction of the service based tariff, there was increased emphasis on the need to close the metering gap in the NESI. The closing of this gap will enhance efficiency of revenue collection by DisCos and thereby facilitate meeting obligations to other upstream market participants. To deal with this, the former president of Nigeria, President Muhammadu Buhari approved the National Mass Metering Program (NMMP) implementation. The NMMP CBN loan facility was implemented and restricted to the procurement and deployment of meters and the associated infrastructure (software and hardware) to support the metering network. As at year end 2024, the Company had received N4.6 billion. The applicable interest rate for this loan is 9% with 10 years repayment period and there was also 2 years moratorium on principal repayment.

e. Zenith Bank Loan

In 2024, EKEDC entered into a term loan agreement with Zenith bank to secure a term loan facility in the sum of N8 billion. This loan is to finance the acquisition of software and payment for the renewal of microsoft license. The loan is for a 36 months tenor at a prevailing commercial interest rate. The principal and interest on the facility is been paid by EKEDC on the due date.

30. Deferred income

Government grants

Balance at the beginning of the year	17,805,398	20,842,299
Additions	3,484,876	167,474
Recognised in profit or loss	(2,552,070)	(2,649,897)
Charged to TCN for NEMSF- 3	(763,640)	(554,478)
Balance at the end of the year	17,974,564	17,805,398
Total deferred income and government grant	17,974,564	17,805,398
Non-current liabilities	13,865,646	14,575,241
Current liabilities	4,108,918	3,230,157
	17,974,564	17,805,398

Government grant relates to the loan obtained from the Federal Government of Nigeria through the Central Bank of Nigeria ("CBN") at a rate below the prevailing market. The fair value of the grant was recognised initially on the grant date and subsequently amortised on a straight line basis over the 10 years tenure of the loan. There were no unfulfilled conditions relating to the grant as at the reporting date.

31. Provisions

a. Litigations and claims

The Company is involved in a number of litigations and claims (separate from those taken over by NELMCO). A total of thirty-five (35) pending cases, thirty-four (34) against the company and one (1) for the company. Maximum exposure based on the damages being claimed by the litigants amounts to N4.296 billion (2023: N1.8 billion). The contingent liability for the year is determined based on probable occurrences, though unlikely to occur. Based on management assessment, a provision of N2.355 billion (2023: N 122 million) has been recorded in these financial statements for cases which are assessed to succeed against the Company.

At the beginning of the year	122,356	105,626
Movement	2,232,644	16,730
Balance at the end of the year	2,355,000	122,356

b. Guarantees

The Company has obtained bank guarantees amounting for the sum of N7.78 billion (2023: N7.78 billion) in favour of Nigeria Bulk Electricity Trading Company Plc (NBET) and N3.49 billion (2023: N3.49 billion) in favour of Operator of Nigeria Electricity Market (ONEM). This is to guarantee payment to NBET and ONEM for 90 days power purchase and also to ONEM for provision of administrative service. A total amount of N5.92billion (2023: N5.6billion) was deposited as collateral. The amount is recognised as restricted cash (Note 23) in the statement of financial position. The directors do not expect any significant loss to arise from these guarantees.

Eko Electricity Distribution Plc

(Registration number 638862)

Financial Statements for the year ended December 31, 2024

Notes to the financial statements

	2024 N. '000	2023 N. '000
32. Share capital		
Minimum issued shares		
400 million ordinary shares of No.50 each	200,000	200,000
Issued and fully paid		
10 million ordinary shares of No.50 each	5,000	5,000
Unpaid share capital		
390 million ordinary shares of No.50 each	195,000	195,000
Issued		
Issued as at year end	200,000	200,000

The holders of ordinary shares are entitled to receive dividends as declared from time to time, and are entitled to one vote per share at the general meetings of the Company.

In 2019, the Company made filings with the Corporate Affairs Commission (CAC) to increase the Company's authorized share capital from N5 million to N200 million by creation of 390,000,000 ordinary shares of No.50k each and issued same to the existing shareholders according to their percentage shareholding. The shares were yet to be paid for as at the reporting date.

33. Retained earnings

Balance at the beginning of the year	67,364,832	57,310,738
Profit for the year	46,192,610	10,054,094
Balance at the end of the year	113,557,442	67,364,832

34. Earnings per share

Basic earnings per share		
From continuing operations (per share)	115	25

Basic earnings per share is calculated by dividing the earnings attributable to equity holders of the Company by the number of issued shares at the end of the reporting period.

Reconciliation of Profit for the year to basic earnings

Profit for the year attributable to equity holders of the parent	46,192,610	10,054,094
Adjusted for:		
Number of ordinary shares used as the denominator in calculating diluted earnings	400,000	400,000
Diluted earnings per share (Naira)	115	25

In the period under review the basic and diluted earnings are the same.

35. Long term employment benefit

On 8 December 2023, the Company introduced a long service award scheme. Staff who attain the milestone for the specified number of years of service in the Company are rewarded with a cash award as indicated below:

Years of Service	LSA Benefit Amount (N)
5	45,000
10	75,000
15	150,000
20	195,000
25	225,000
30	300,000

Eko Electricity Distribution Plc

(Registration number 638862)

Financial Statements for the year ended December 31, 2024

Notes to the financial statements

	2024 N. '000	2023 N. '000
35. Long term employment benefit (continued)		
Carrying value		
The movement in the present value of the employee benefit during the year is as follows:		
Balance as at 1 January	150,960	121,895
Total charge recognised in profit or loss	(35,218)	29,065
Balance as at 31 December	115,742	150,960

Analysis of charge recognised in profit or loss

Current service cost	(11,614)	(18,423)
Total service cost	(11,614)	(18,423)
Interest cost	(10,102)	(11,704)
Remeasurement	9,087	2,382
Expected return on plan assets	(39,483)	(1,320)
Total charge recognised in profit or loss	(52,112)	(29,065)

Long-term employee benefit

Balance at the beginning of the year	(150,960)	(120,575)
Current service cost	(11,614)	(18,423)
Interest cost	(10,102)	(11,704)
Actuarial gain due to assumption changes	9,846	10,837
Actuarial gain/ (loss) due to experience adjustment	47,088	(11,095)
Balance at the end of the year	(115,742)	(150,960)

Actuarial assumptions

The following were the principal actuarial assumptions at the reporting date (expressed in weighted averages):

Discount rate	18.50 %	16.50 %
---------------	---------	---------

The assumptions and the liability at the end of the year represent management's estimate of the current and likely future experience of the Company.

Sensitivity analysis

Sensitivity analysis to the employee benefit obligation to 1% change in the following assumption were

Discount rate	+1%	104,182	60,487
	-1%	113,346	66,875
Benefit increase	+1%	-	-
	-1%	-	-
Mortality	Age rated up by 1 year	108,283	63,346
	Age rated down by 1 year	108,890	63,743

Maturity profile of the employee benefit obligation

Within the next 12 months	7,381	4,665
Between 2 and 5 years	177,114	116,793
Between 6 and 10 years	198,082	129,945
Beyond 10 years	826,354	297,443
	1,208,931	548,846

Eko Electricity Distribution Plc

(Registration number 638862)

Financial Statements for the year ended December 31, 2024

Notes to the financial statements

		2024 N. '000	2023 N. '000
36. Related parties			
Parent and ultimate controlling party			
<p>Effective 1 November 2013, majority of the Company's shares were acquired by West Power and Gas Limited from Bureau of Public Enterprises (BPE) and Ministry of Finance Incorporated (MOFI). Consequently, the Company's parent is West Power and Gas Limited. West Power and Gas Limited owns 60% of the shares of EKEDP. The ultimate controlling party of the Company is WPG international Limited, a company incorporated in Mauritius. A novation agreement was signed by West Power and Gas Limited and WPG Services and became effective 3 August 2018. The agreement is for the provision of technical support services to Eko Electricity Distribution Plc.</p>			
Transactions with related parties			
<p>The following transactions occurred with related parties.</p>			
Related party transactions			
Rendering of services:			
WPG Services limited	WPG Services Limited provides technical service, strategic support, procurement and turn around strategies of the Company. The Company has staff training and welfare, revenue collection, maintenance services and consultancy services contract with Eko Electricity Distribution Plc to enable the company meet with performance standards in the performance agreement entered with Bureau of Public Enterprise. The total expenses incurred during the year with respect to the services provided by WPG Services Limited was N6.6 billion (2023:N6.2 billion). These expenses were included in the consultancy and maintenance expenses for the year. The Company paid N5.5 billion (2023:N6 billion) during the year. Amount due to WPG Services Limited as at year end was N1.1 billion (2023: N810 million).	6,636,875	6,192,000
George Etomi & Partners	George Etomi & Partners Legal Practitioners is related to the Company through a Director; George Etomi who exercises significant influence over the Company and has control over George Etomi & Partners Legal Practitioners. George Etomi & Partners provided legal services to the Company during the year. Also, some staff of George Etomi & Partners were seconded to the Legal department of the Company to assist the department in discharging its functions during the year. The total expenses incurred during the year with respect to the services provided by George Etomi & Partners was N82.6 million (2023: N227.2 million), These expenses were included in the consultancy expenses for the year. The Company paid N77.5 million during the year (2023: N225.3 million). Amount due to George Etomi & Partners as at year end was N5.1 million (2023: N1.8 million).	82,681	227,214
		6,719,556	6,419,214

Rendering of services is negotiated with related parties on commercial terms and conditions.

The receivables from related parties arise mainly from amount advanced for the design, installation and implementation of SCADA/DMS of the SCADA project are disclosed as prepayments (Note 24) in these financial statements.

Eko Electricity Distribution Plc

(Registration number 638862)

Financial Statements for the year ended December 31, 2024

Notes to the financial statements

	2024 N. '000	2023 N. '000
Deux Projects Limited is related to the company through a common director		
Deux Projects Limited	1,022,819	1,022,819
	1,022,819	1,022,819

Payables to related parties

Rendering of services are negotiated with related parties on commercial terms and conditions. The balance payable to related party is included in trade payable in Note 26

WPG Services limited	1,060,875	810,875
George Etomi & Partners	5,125	1,845
	1,066,000	812,720

36.1. Key management compensation

Key management personnel of Eko Electricity Distribution Plc includes its directors, executive and non-executive. See details of compensation paid/payable to key management personnel during the years reported in Note 37.2.

37. Employee benefits

Employee costs

Salaries	9,738,037	8,879,811
Pension cost	939,210	825,226
	10,677,247	9,705,037

37.1. Employee costs

Employee costs during the year amounted to:

Indirect employee costs	7,819,800	4,245,236
Direct employee costs (technical staff)	2,857,447	5,459,801
	10,677,247	9,705,037

37.2. Key management personnel compensation

Fees as Directors	12,500	12,500
Other emoluments*	555,306	546,027
	567,806	558,527
Short-term employee benefits	567,806	558,527

*The other emoluments relates to holiday allowance, travel and training expenses.

Fees and other compensation disclosed above includes amount paid to:

Highest paid director	173,743	124,240
	Number	Number
The other directors received remuneration in the following ranges:		
N40,000,000-N50,000,000	-	-
Above N50,000,000	5	7
	5	7

There was no other compensation paid during the period. There were no loans to key management personnel.

Eko Electricity Distribution Plc

(Registration number 638862)

Financial Statements for the year ended December 31, 2024

Notes to the financial statements

	2024 N. '000	2023 N. '000
--	-----------------	-----------------

37. Employee benefits (continued)

37.3. The average number of full-time persons employed by the Company during the year was as follows:

	Number	Number
Finance	141	144
Administrative	319	389
Operations	1,522	1,517
	1,982	2,050

Employees of the Company other than Directors, whose duties were wholly or mainly discharged in:

	Number	Number
Below N1,000,000	4	25
N1,000,001 - N2,000,000	84	277
N2,000,001 - N3,000,000	359	727
N3,000,001 - N4,000,000	669	350
N4,000,001 - N5,000,000	269	216
Above N5,000,000	597	455
	1,982	2,050

38. Compliance with Financial Reporting Council of Nigeria Rule 2b and Rule 3 (Paragraph 4)

Details of professionals that provided assurance services to Eko Electricity Distribution Plc. during the year

FRC Number	Name of Signer	Name of Firm	FRC Number	Services Rendered
FRC/2021/004/00000022718	Chidiebere Orji	Logic Professional Services	FRC/2020/00000013617	Actuary valuation services
FRC/2015/PRO/ICAN/004/00000011189	Fafowora Olumide Olalemi	Ijewere & Co.	FTC/2022/Coy/489741	Tax consultancy

The auditors did not provide any non-audit services to the Company in the year.

39. Contingencies

A contingent liability is a potential liability that may occur depending on the outcome of an uncertain future event not wholly within the control of the Company.

39.1. Transfer of pre-takeover liabilities and receivables

As part of the privatisation process, the Company through the Bureau of Public Enterprise (BPE) signed a deed of assignment of the pre-takeover liabilities and trade receivables with Nigerian Electricity Liability Management Company (NELMCO) effective 31 October 2013. Therefore, the Company believes that it will neither realise those receivables nor settle any liability existing as at 31 October 2013 and no recognition of impairment is required

39.2. Litigations

There were a number of claims against the Company arising from litigations over its normal course of operations. Based on the legal advice of its external legal counsels, the Directors have recognised N2.355billion as financial obligations that may result from the litigations.

40. Loans receivable

Loans receivable relates to amounts receivable from Transmission Company of Nigeria (TCN), for rehabilitation of the TCN network, which was financed by a loan from CBN. This loan is recoverable for the period of 10 years at 9% interest rate through the monthly invoice payable to TCN. A total amount of N1.1bn was netted off against invoice received from TCN for the year.

The monthly repayment of the loan is net-off against the amount payable to TCN for electricity supply. Loans receivables are presented at amortised cost, which is net of loss allowance, as follows:

Eko Electricity Distribution Plc

(Registration number 638862)

Financial Statements for the year ended December 31, 2024

Notes to the financial statements

	2024 N. '000	2023 N. '000
40. Loans receivable (continued)		
Loans receivable from TCN as at 1 January	12,481,909	12,911,749
Interest Accrued	1,127,821	1,140,860
Interest Repayment	(1,127,821)	(1,140,860)
Returns	-	(429,840)
Addition	5,648,817	-
Payment made - Principal	(495,840)	-
	17,634,886	12,481,909

Loan receivable details

Non-current assets	15,936,079	12,481,909
Current assets	1,698,807	-
	17,634,886	12,481,909

41. Events after the reporting period

a. NERC Orders

On the 8th of December 2024, the Nigerian Electricity Regulatory Commission (NERC) issued an order for the transfer of their regulatory oversight of the electricity market in Lagos State to Lagos State Electricity Regulatory Commission (LASERC) and Ogun State to Ogun State Electricity Regulatory Commission (OGERC). EKEDP is directed to incorporate subsidiaries (SubCos) for the assumption of responsibilities for the supply and distribution of electricity in some parts Lagos State and Ogun State. LASERC and OGERC will have the exclusive responsibility of determining and adopting an end-user tariff methodology for end-use customers in regions they have regulatory oversight.

b. Sale of EKEDP

West Power and Gas Limited has sold its ownership of EKEDP to Transgrid Enerco Limited through the acquisition of 60% equity holdings. The Share Purchase Agreement (SPA) was signed in January 2025 and transfer of ownership is ongoing.

c. Declaration of Dividend

The company's board of directors, at its 61st meeting held on 22nd December 2025, declared a dividend of N5 billion for the 2024 financial year based on the fiscal performance.

d. Change of Board of Directors

At the 63rd meeting of the Board of Directors (the "Board") of Eko Electricity Distribution Plc (the "Company") held on the 13th day of January 2026, the board considered and resolved in reference to the Share Sale and Purchase Agreement ("Agreement") dated 21 January 2025 between West Power and Gas Limited and Transgrid Enerco Limited (as amended and supplemented), approved the resignation of the directors of the Company and the appointment of new directors of the Company as in (page 2).

e. Change of Management

A new Chief Executive Officer (CEO), Mrs. Wola Joseph-Condotti and Chief Financial Officer (CFO), Mr. Michael Ogun were appointed in January 2026 after the change of ownership.

NATIONAL DISCLOSURES

Eko Electricity Distribution Plc

(Registration number 638862)

Financial Statements for the year ended December 31, 2024

Statement of value added

	2024 N. '000	2024 %	2023 N. '000	2023 %
Value Added				
Value added by operating activities				
Revenue	327,148,265		180,685,487	
Other operating income	247,212,562		76,726,511	
Finance income	428,136		350,858	
Bought - in materials and services	(498,654,979)		(223,597,395)	
	76,133,984	100	34,165,461	100
Value Added				
To Pay Employees				
Salaries, wages, medical and other benefits	8,387,606		4,803,763	
	8,387,606	11	4,803,763	14
To Pay Providers of Capital				
Finance costs	8,257,260		6,343,640	
	8,257,260	10	6,343,640	19
To Pay Government				
Income tax	9,104,885		4,023,823	
	9,104,885	12	4,023,823	12
To be retained in the business for expansion and future wealth creation:				
Value reinvested				
Depreciation, amortisation and impairments	(11,105,082)		13,378,226	
Deferred tax	15,296,704		(4,438,085)	
	4,191,622	6	8,940,141	26
Value retained				
Retained profit	46,192,611		10,054,094	
	46,192,611	61	10,054,094	29
Total Value Added	76,133,984	100	34,165,461	100

Statement of value added is presented for the purpose of complying with the national disclosures requirements of FRCN.

Eko Electricity Distribution Plc

(Registration number 638862)

Financial Statements for the year ended December 31, 2024

Five-year financial summary

	2024 N. '000	2023 N. '000	2022 N. '000	2021 N. '000	2020 N. '000
Statement of Financial Position					
Assets					
Non-current assets	145,858,155	131,896,438	111,443,630	73,997,029	67,346,375
Current assets	192,528,968	161,099,663	106,745,999	129,236,990	103,668,375
Total assets	338,387,123	292,996,101	218,189,629	203,234,019	171,014,750
Liabilities					
Non-current liabilities	49,185,193	44,626,442	43,416,413	25,198,764	4,488,290
Current liabilities	175,444,488	180,804,827	117,262,478	119,837,987	102,635,092
Total liabilities	224,629,681	225,431,269	160,678,891	145,036,751	107,123,382
Equity					
Share capital	200,000	200,000	200,000	200,000	200,000
Retained earnings	113,557,442	67,364,832	57,310,738	57,997,268	63,691,368
Total equity	113,757,442	67,564,832	57,510,738	58,197,268	63,891,368
Total equity and liabilities	338,387,123	292,996,101	218,189,629	203,234,019	171,014,750
Statement of Profit or Loss and Other Comprehensive Income					
Revenue	327,148,265	180,685,487	137,444,238	131,751,137	98,807,144
Cost of sales	(467,970,120)	(198,816,617)	(117,157,370)	(125,258,141)	(110,288,181)
Gross (loss)/profit	(140,821,855)	(18,131,130)	20,286,868	6,492,996	(11,481,037)
Other operating income	247,212,562	76,726,511	21,412,174	32,991,587	58,069,057
Other operating expenses	(27,967,384)	(42,962,767)	(49,973,004)	(40,944,731)	(40,393,056)
Operating profit/(loss)	78,423,323	15,632,614	(8,273,962)	(1,460,148)	6,194,964
Finance Income	428,136	350,858	259,031	144,847	117,669
Finance costs	(8,257,260)	(6,343,640)	(5,912,320)	(2,420,813)	(3,464,335)
Profit/(loss) before taxation	70,594,199	9,639,832	(13,927,251)	(3,736,114)	2,848,298
Taxation	(24,401,589)	414,262	13,240,721	(1,957,986)	8,878,072
Profit/(loss) for the year	46,192,610	10,054,094	(686,530)	(5,694,100)	11,726,370
Retained income/(loss) for the year	46,192,610	10,054,094	(686,530)	(5,694,100)	11,726,370

Five-year financial summary is presented for the purpose of complying with the national disclosures requirements of FRCN.